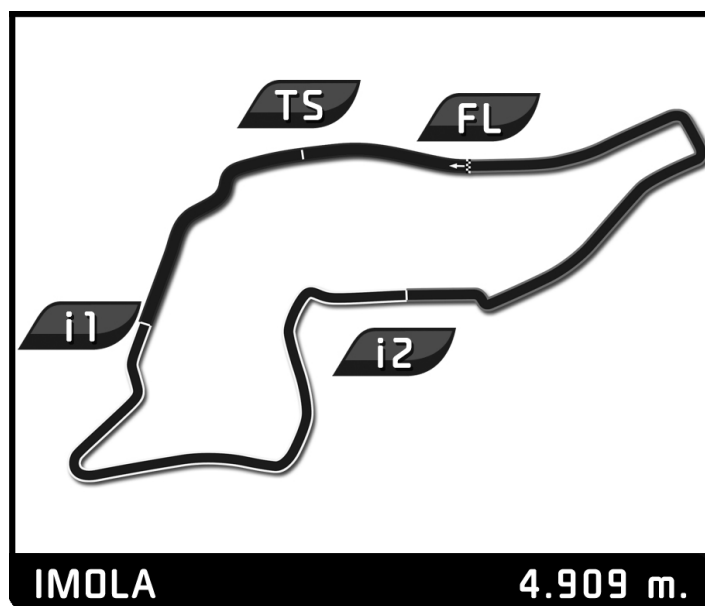


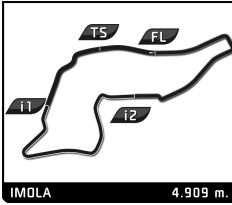
# Gruppo Peroni Race

## 11-12.07.2020

### Master Tricolore Prototipi

### Results Booklet





# Master Tricolore Prototipi

## Gruppo Peroni Race 11-12.07.2020

### Qualifying 1

### Final Classification

No Drivers	Team	Car	Cl.	Time	Lap Total	Gap	Kph
1 55 W. MARGELLI	CMS RACING CARS	Norma M20 FC	CN2	<b>1:44.721</b>	4 6	- -	168.8
2 67 M. LIGUORI	SCUDERIA VESUVIO	Osella PA21S	CN2	<b>1:44.820</b>	4 4	+0.099 +0.099	168.6
3 36 C. FRANCISCI		Lucchini BMW	E2SC/3000	<b>1:45.115</b>	2 4	+0.394 +0.295	168.1
4 44 D. PEDETTI	CMS RACING CARS	Norma M20 FC	CN2	<b>1:46.537</b>	3 5	+1.816 +1.422	165.9
5 10 F. CARUSO	PROGETTO CORSA	Osella PA21S	E2SC/2000	<b>1:47.379</b>	3 5	+2.658 +0.842	164.6
6 52 . "PACO" / D. AMADUZZI	EMOTION MOTORSPORT	Wolf GB08	CN2	<b>1:48.371</b>	3 6	+3.650 +0.992	163.1
7 35 R. RANDACCIO		Norma Honda	CN2	<b>1:48.575</b>	6 6	+3.854 +0.204	162.8
8 43 G. PEDETTI	CMS RACING CARS	Norma M20 FC	CN2	<b>1:49.882</b>	6 6	+5.161 +1.307	160.8
9 31 F. VALLE / A. VALLE	TEAM FORM-AGOREST	A.R. Tampolli	SR2	<b>1:51.326</b>	3 5	+6.605 +1.444	158.7
10 18 F. PALANDRI	GRANDUCATO CORSE	Breda BRP3 A.R.	CN3	<b>2:07.163</b>	5 5	+22.442+15.837	139.0
11 9 S. ROSINA		Bogani SP290 A.R.	JR/Sport N:				

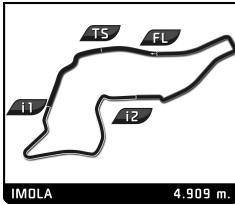
**Fastest Lap:** Lap 4 | Walter MARGELLI | 1:44.721 | 168.8 Kph

Published at: .....

Track Status: **DRY**

Stewards:

Timekeeper:  
Rapi Andrea



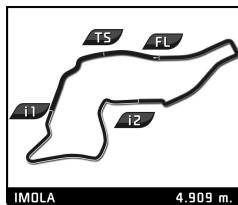
## Master Tricolore Prototipi

### Gruppo Peroni Race 11-12.07.2020

### Qualifying 1

### Best Sector Times

Sector 1		Sector 2		Sector 3		No Team	Class	Ideal Lap	Best Lap		
No Driver	Time	No Driver	Time	No Driver	Time						
1	36 C.FRANCISCI	22.469	55 W.MARGELLI	33.729	55 W.MARGELLI	48.184	1	55 CMS RACING CARS	CN2	1:44.499	1:44.721 (1)
2	55 W.MARGELLI	22.586	67 M.LIGUORI	33.733	67 M.LIGUORI	48.204	2	67 SCUADERIA VESUVIO	CN2	1:44.784	1:44.820 (2)
3	67 M.LIGUORI	22.847	36 C.FRANCISCI	34.010	36 C.FRANCISCI	48.451	3	36	E2SC/3000	1:44.930	1:45.115 (3)
4	44 D.PEDETTI	22.985	44 D.PEDETTI	34.197	44 D.PEDETTI	49.204	4	44 CMS RACING CARS	CN2	1:46.386	1:46.537 (4)
5	31 F.VALLE	23.143	10 F.CARUSO	34.452	10 F.CARUSO	49.214	5	10 PROGETTO CORSA	E2SC/2000	1:47.222	1:47.379 (5)
6	35 R.RANDACCIO	23.328	52 *PACO*/AMADUZZI	34.979	52 *PACO*/AMADUZZI	49.780	6	52 EMOTION MOTORSPORT	CN2	1:48.238	1:48.371 (6)
7	52 *PACO*/AMADUZZI	23.479	35 R.RANDACCIO	35.031	35 R.RANDACCIO	50.094	7	35	CN2	1:48.453	1:48.575 (7)
8	10 F.CARUSO	23.556	43 G.PEDETTI	35.491	31 F.VALLE	50.345	8	31 TEAM FORM-AGOREST	SR2	1:49.292	1:51.326 (9)
9	43 G.PEDETTI	24.020	31 F.VALLE	35.804	43 G.PEDETTI	50.371	9	43 CMS RACING CARS	CN2	1:49.882	1:49.882 (8)
10	18 F.PALANDRI	28.339	18 F.PALANDRI	40.888	18 F.PALANDRI	57.936	10	18 GRANDUCATO CORSE	CN3	2:07.163	2:07.163 (10)



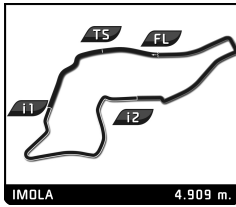
## Master Tricolore Prototipi

### Gruppo Peroni Race 11-12.07.2020

### Qualifying 1

### Best Top Speed

Team	Car	Class	Top Speed	Top 1		Top 2		Top 3		Top 4		Top 5		
				Kph	Lap	Kph	Lap	Kph	Lap	Kph	Lap	Kph	Lap	Avg
31 TEAM FORM-AGOREST	A.R. Tampolli	SR2	<b>F. VALLE</b>	<b>255.0</b>	2	255.0	3	253.8	4	186.0	5	69.9	1	203,9
36	Lucchini BMW	E2SC/3000	<b>C. FRANCISCI</b>	<b>248.5</b>	2	248.5	3	247.3	4	149.3	1			223,4
35	Norma Honda	CN2	<b>R. RANDACCIO</b>	<b>238.4</b>	3	237.3	4	237.3	6	236.2	2	111.8	1	212,2
55 CMS RACING CARS	Norma M20 FC	CN2	<b>W. MARGELLI</b>	<b>237.3</b>	3	236.8	5	235.7	4	233.1	2	229.1	6	234,4
67 SCUDERIA VESUVIO	Osella PA21S	CN2	<b>M. LIGUORI</b>	<b>236.8</b>	4	235.7	3	234.7	2	143.4	1			212,7
44 CMS RACING CARS	Norma M20 FC	CN2	<b>D. PEDETTI</b>	<b>234.7</b>	3	233.1	2	233.1	4	228.1	5	158.0	1	217,4
52 EMOTION MOTORSPORT	Wolf GB08	CN2	<b>"PACO" AMADUZZI</b>	<b>233.6</b>	3	232.1	2	231.6	4	231.6	5	220.0	6	229,8
43 CMS RACING CARS	Norma M20 FC	CN2	<b>G. PEDETTI</b>	<b>230.6</b>	3	229.6	4	229.1	6	226.6	2	159.6	5	215,1
10 PROGETTO CORSA	Osella PA21S	E2SC/2000	<b>F. CARUSO</b>	<b>228.6</b>	3	227.6	4	227.1	2	137.6	5	71.1	1	178,4
18 GRANDUCATO CORSE	Breda BRP3 A.R.	CN3	<b>F. PALANDRI</b>	<b>200.1</b>	5	198.9	3	178.8	2	81.2	4	68.4	1	145,5
9	Bogani SP290 A.R.	JR/Sport Naz												



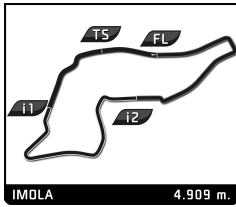
## Master Tricolore Prototipi

### Gruppo Peroni Race 11-12.07.2020

### Qualifying 1

### Fastest Lap Sequence

Elapsed	No Team	Car	Class	Driver	Time	Kph	Lap
4:22.951	55 CMS RACING CARS	Norma M20 FC	CN2	Walter MARGELLI	1:45.807	167.0	2
4:54.733	36	Lucchini BMW	E2SC/3000	Claudio FRANCISCI	1:45.115	168.1	2
7:54.231	55 CMS RACING CARS	Norma M20 FC	CN2	Walter MARGELLI	1:44.721	168.8	4



# Master Tricolore Prototipi

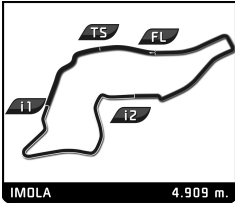
## Gruppo Peroni Race 11-12.07.2020

### Qualifying 1

### Sector Analysis

— Invalidated Lap    ■ Personal Best    ■ Session Best    B Crossing the finish line in the pit lane

Lap	D	Time	Sector 1	Sector 2	Sector 3	T.Spd	Elapsed	Lap	D	Time	Sector 1	Sector 2	Sector 3	T.Spd	Elapsed							
<b>10</b>		<b>PROGETTO CORSA</b>					Osella PA21S E2SC/2000		<b>44</b>		<b>CMS RACING CARS</b>					Norma M20 FC CN2						
1		4:02.555	2:12.289	51.059	59.207	71.1	4:02.555									1	2:42.933	1:12.036	38.200	52.697	158.0	2:42.933
2		1:48.094	23.804	34.987	49.303	227.1	5:50.649									2	1:48.216	23.524	35.045	49.647	233.1	4:31.149
3		1:47.379	23.713	34.452	49.214	228.6	7:38.028									3	1:46.537	22.985	34.348	49.204	234.7	6:17.686
4		2:32.949	23.556	34.179	1:35.214	227.6	10:10.977									4	4:08.753	23.025	34.197	3:11.531	233.1	10:26.439
5		2:17.259	34.964	46.312	55.983	137.6	12:28.236									5	1:55.406	24.641	36.882	53.883	228.1	12:21.845
<b>18</b>		<b>GRANDUCATO CORSE</b>					Breda BRP3 A.R. CN3		<b>52</b>		<b>EMOTION MOTORSPORT</b>					Wolf GB08 CN2						
1		4:33.168	2:18.009	59.182	1:15.977	68.4	4:33.168									1	2:46.022	1:09.554	40.265	56.203	148.0	2:46.022
2		2:17.953	31.413	45.818	1:00.722	178.8	6:51.121									2	1:49.573	23.723	35.479	50.371	232.1	4:35.595
3		2:18.420	29.142	43.533	1:05.745	198.9	9:09.541									3	1:48.371	23.479	35.112	49.780	233.6	6:23.966
4		2:36.060	49.188	47.974	58.898	81.2	11:45.601									4	1:48.924	23.640	34.979	50.305	231.6	8:12.890
5		2:07.163	28.339	40.888	57.936	200.1	13:52.764									5	2:06.136	25.511	36.839	1:03.786	231.6	10:19.026
6		1:51.084	25.428	35.356	50.300	220.0	12:10.110									6	1:51.084	25.428	35.356	50.300	220.0	12:10.110
<b>31</b>		<b>TEAM FORM-AGOREST</b>					A.R. Tampolli SR2		<b>55</b>		<b>CMS RACING CARS</b>					Norma M20 FC CN2						
1		4:05.859	2:09.581	53.233	1:03.045	69.9	4:05.859									1	2:37.144	1:08.672	38.056	50.416	165.9	2:37.144
2		1:53.811	24.298	37.260	52.253	255.0	5:59.670									2	1:45.807	22.952	34.025	48.830	233.1	4:22.951
3		1:51.326	23.415	36.390	51.521	255.0	7:50.996									3	1:46.559	22.586	34.127	49.846	237.3	6:09.510
4		2:20.749	23.143	36.258	1:21.348	253.8	10:11.745									4	1:44.721	22.808	33.729	48.184	235.7	7:54.231
5		1:52.880	26.731	35.804	50.345	186.0	12:04.625									5	2:18.818	22.488	45.637	1:10.693	236.8	10:13.049
6		1:47.325	24.334	34.165	48.826	229.1	12:00.374									6	1:47.325	24.334	34.165	48.826	229.1	12:00.374
<b>35</b>		<b>1.Ranieri RANDACCIO</b>					Norma Honda CN2		<b>67</b>		<b>SCUDERIA VESUVIO</b>					Osella PA21S CN2						
1		3:16.616	1:41.756	41.357	53.503	111.8	3:16.616									1	2:38.461	1:07.015	40.278	51.168	143.4	2:38.461
2		1:50.056	23.477	35.757	50.822	236.2	5:06.672									2	1:47.636	23.297	34.234	50.105	234.7	4:26.097
3		1:49.007	23.328	35.184	50.495	238.4	6:55.679									3	1:45.551	22.847	33.933	48.771	235.7	6:11.648
4		2:13.340	24.555	35.555	1:13.230	237.3	9:09.019									4	1:44.820	22.883	33.733	48.204	236.8	7:56.468
5		2:17.367	46.650	39.884	50.833	90.8	11:26.386									5	2:32.315	35.216	1:02.525	54.574	159.6	11:08.070
6		1:48.575	23.450	35.031	50.094	237.3	13:14.961									6	1:49.882	24.020	35.491	50.371	229.1	12:57.952
<b>36</b>		<b>1.Claudio FRANCISCI</b>					Lucchini BMW E2SC/3000															
1		3:09.618	1:36.472	38.124	55.022	149.3	3:09.618															
2		1:45.115	22.552	34.112	48.451	248.5	4:54.733															
3		1:48.825	22.469	35.064	51.292	248.5	6:43.558															
4		1:45.476	22.619	34.010	48.847	247.3	8:29.034															
<b>43</b>		<b>CMS RACING CARS</b>					Norma M20 FC CN2															
1		2:58.255	1:21.261	42.103	54.891	144.4	2:58.255															
2		1:52.967	24.482	36.714	51.771	226.6	4:51.222															
3		1:52.326	24.090	36.170	52.066	230.6	6:43.548															
4		1:52.207	24.054	35.680	52.473	229.6	8:35.755															
5		2:32.315	35.216	1:02.525	54.574	159.6	11:08.070															
6		1:49.882	24.020	35.491	50.371	229.1	12:57.952															

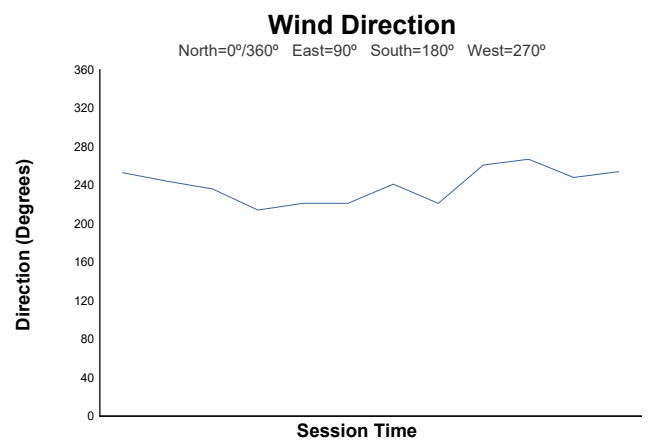
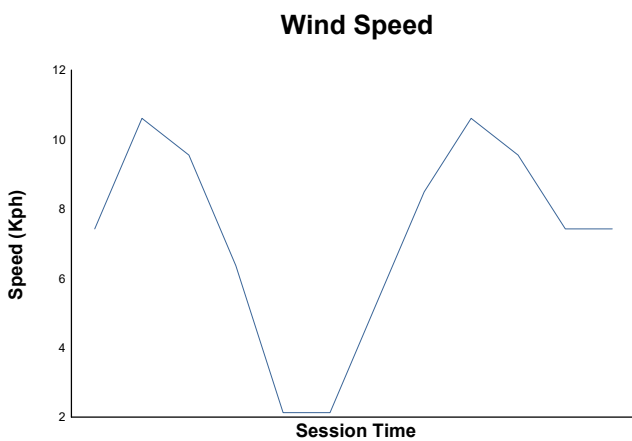
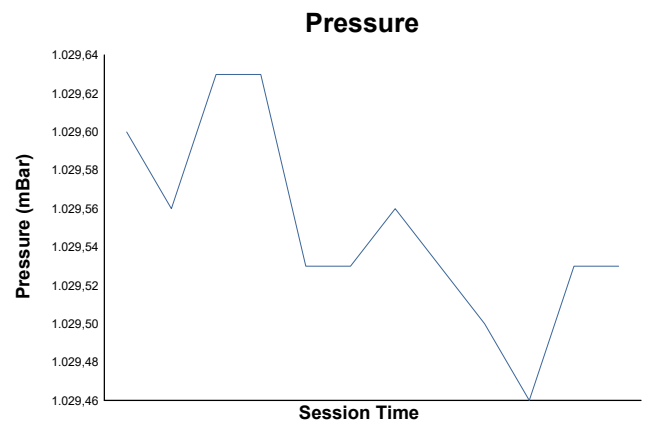
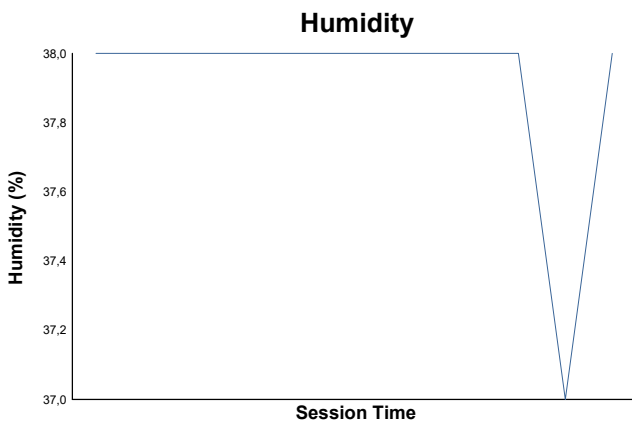
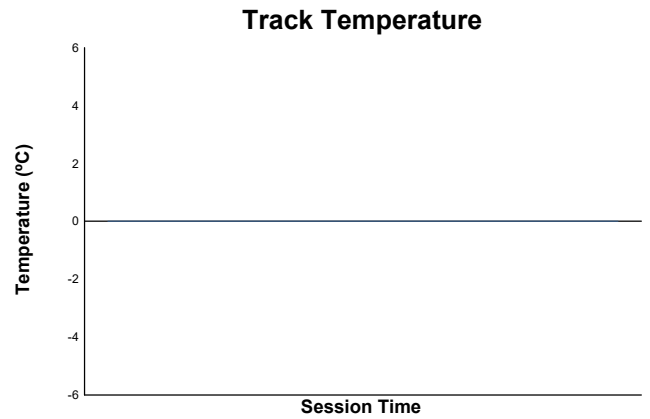
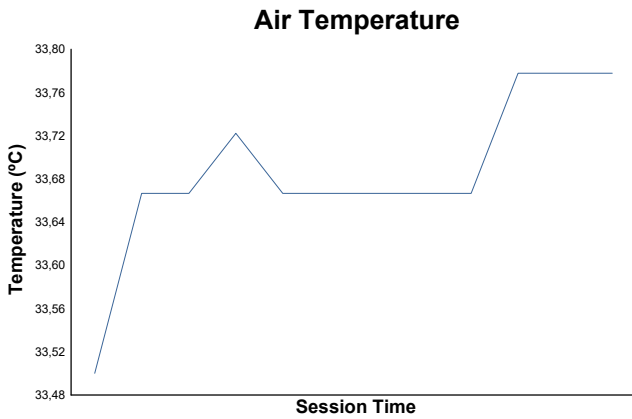


# Gruppo Peroni Race 11-12.07.2020

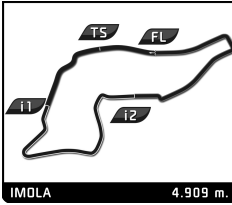
## Master Tricolore Prototipi

### Qualifying 1

### Weather Report



Track Status: **DRY**



# Master Tricolore Prototipi

## Gruppo Peroni Race 11-12.07.2020

### Qualifying 2

### Final Classification

No Drivers	Team	Car	Cl.	Time	Lap Total	Gap	Kph
1 55 W. MARGELLI	CMS RACING CARS	Norma M20 FC	CN2	<b>1:44.172</b>	7 7	- -	169.6
2 67 M. LIGUORI	SCUDERIA VESUVIO	Osella PA21S	CN2	<b>1:45.200</b>	4 4	+1.028 +1.028	168.0
3 10 F. CARUSO	PROGETTO CORSA	Osella PA21S	E2SC/2000	<b>1:46.439</b>	5 5	+2.267 +1.239	166.0
4 52 . "PACO" / D. AMADUZZI	EMOTION MOTORSPORT	Wolf GB08	CN2	<b>1:46.632</b>	7 7	+2.460 +0.193	165.7
5 44 D. PEDETTI	CMS RACING CARS	Norma M20 FC	CN2	<b>1:47.161</b>	6 6	+2.989 +0.529	164.9
6 35 R. RANDACCIO		Norma Honda	CN2	<b>1:47.803</b>	6 6	+3.631 +0.642	163.9
7 31 F. VALLE / A. VALLE	TEAM FORM-AGOREST	A.R. Tampolli	SR2	<b>1:48.055</b>	4 4	+3.883 +0.252	163.6
8 43 G. PEDETTI	CMS RACING CARS	Norma M20 FC	CN2	<b>1:49.811</b>	3 6	+5.639 +1.756	160.9
9 9 S. ROSINA		Bogani SP290 A.R.	JR/Sport N:				
10 18 F. PALANDRI	GRANDUCATO CORSE	Breda BRP3 A.R.	CN3				
11 36 C. FRANCISCI		Lucchini BMW	E2SC/3000				

**Fastest Lap:** Lap 7 | Walter MARGELLI | **1:44.172** | 169.6 Kph

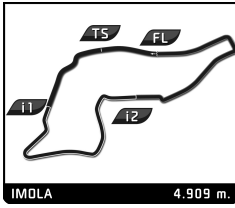
Published at: .....

Track Status: **DRY**

Stewards:

Timekeeper:  
Rapi Andrea





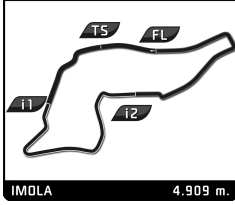
## Master Tricolore Prototipi

### Gruppo Peroni Race 11-12.07.2020

### Qualifying 2

### Best Sector Times

Sector 1		Sector 2		Sector 3		No Team	Class	Ideal Lap	Best Lap		
No Driver	Time	No Driver	Time	No Driver	Time						
1	55 W.MARGELLI	22.453	55 W.MARGELLI	33.452	55 W.MARGELLI	48.070	1	55 CMS RACING CARS	CN2	1:43.975	1:44.172 (1)
2	67 M.LIGUORI	22.743	67 M.LIGUORI	33.701	67 M.LIGUORI	48.464	2	67 SCUADERIA VESUVIO	CN2	1:44.908	1:45.200 (2)
3	31 F.VALLE	22.773	10 F.CARUSO	34.114	52 *PACO*/AMADUZZI	48.835	3	52 EMOTION MOTORSPORT	CN2	1:46.149	1:46.632 (4)
4	52 *PACO*/AMADUZZI	22.928	44 D.PEDETTI	34.238	10 F.CARUSO	49.040	4	10 PROGETTO CORSA	E2SC/2000	1:46.364	1:46.439 (3)
5	35 R.RANDACCIO	22.998	52 *PACO*/AMADUZZI	34.386	44 D.PEDETTI	49.543	5	44 CMS RACING CARS	CN2	1:46.924	1:47.161 (5)
6	44 D.PEDETTI	23.143	31 F.VALLE	34.842	35 R.RANDACCIO	49.682	6	35	CN2	1:47.526	1:47.803 (6)
7	10 F.CARUSO	23.210	35 R.RANDACCIO	34.846	31 F.VALLE	50.116	7	31 TEAM FORM-AGOREST	SR2	1:47.731	1:48.055 (7)
8	43 G.PEDETTI	23.785	43 G.PEDETTI	35.245	43 G.PEDETTI	50.298	8	43 CMS RACING CARS	CN2	1:49.328	1:49.811 (8)

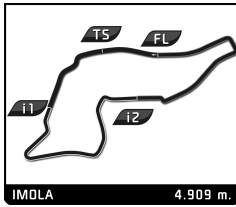


## Master Tricolore Prototipi

Gruppo Peroni Race 11-12.07.2020  
Qualifying 2

### Best Top Speed

Team	Car	Class	Top Speed	Top 1 Kph Lap	Top 2 Kph Lap	Top 3 Kph Lap	Top 4 Kph Lap	Top 5 Kph Lap	Avg
31 TEAM FORM-AGOREST	A.R. Tampolli	SR2	<b>F. VALLE</b>	<b>256.9</b> 4	256.3 2	255.7 3	145.2 1		228,5
35	Norma Honda	CN2	<b>R. RANDACCIO</b>	<b>239.5</b> 6	237.8 4	237.3 3	236.8 2	236.8 5	237,6
55 CMS RACING CARS	Norma M20 FC	CN2	<b>W. MARGELLI</b>	<b>236.8</b> 7	236.2 4	236.2 5	236.2 6	235.2 3	236,1
67 SCUDERIA VESUVIO	Osella PA21S	CN2	<b>M. LIGUORI</b>	<b>235.2</b> 3	235.2 4	232.6 2	163.1 1		216,5
52 EMOTION MOTORSPORT	Wolf GB08	CN2	<b>"PACO" AMADUZZI</b>	<b>235.2</b> 7	234.2 6	233.6 3	233.6 4	233.1 5	233,9
43 CMS RACING CARS	Norma M20 FC	CN2	<b>G. PEDETTI</b>	<b>232.6</b> 6	230.6 4	230.1 2	230.1 3	230.1 5	230,7
44 CMS RACING CARS	Norma M20 FC	CN2	<b>D. PEDETTI</b>	<b>232.6</b> 2	232.6 3	232.6 4	232.6 5	232.6 6	232,6
10 PROGETTO CORSA	Osella PA21S	E2SC/2000	<b>F. CARUSO</b>	<b>230.1</b> 3	228.6 2	228.1 4	227.6 5	133.6 1	209,6
9	Bogani SP290 A.R.	JR/Sport Naz							
18 GRANDUCATO CORSE	Breda BRP3 A.R.	CN3							
36	Lucchini BMW	E2SC/3000							



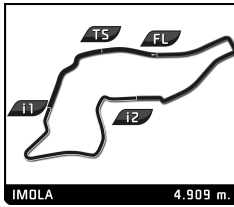
## Master Tricolore Prototipi

### Gruppo Peroni Race 11-12.07.2020

### Qualifying 2

### Fastest Lap Sequence

Elapsed	No Team	Car	Class	Driver	Time	Kph	Lap
4:18.984	43 CMS RACING CARS	Norma M20 FC	CN2	Giancarlo PEDETTI	1:50.584	159.8	2
4:41.116	52 EMOTION MOTORSPORT	Wolf GB08	CN2	"PACO"/AMADUZZI	1:48.093	163.5	2
6:11.479	67 SCUDERIA VESUVIO	Osella PA21S	CN2	Michele LIGUORI	1:45.257	167.9	2
8:00.463	55 CMS RACING CARS	Norma M20 FC	CN2	Walter MARGELLI	1:44.497	169.1	4
11:40.468	55 CMS RACING CARS	Norma M20 FC	CN2	Walter MARGELLI	1:44.400	169.3	6
13:24.640	55 CMS RACING CARS	Norma M20 FC	CN2	Walter MARGELLI	1:44.172	169.6	7



# Master Tricolore Prototipi

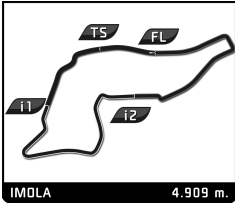
## Gruppo Peroni Race 11-12.07.2020

### Qualifying 2

## Sector Analysis

— Invalidated Lap    ■ Personal Best    ■ Session Best    B Crossing the finish line in the pit lane

Lap	D	Time	Sector 1	Sector 2	Sector 3	T.Spd	Elapsed	Lap	D	Time	Sector 1	Sector 2	Sector 3	T.Spd	Elapsed	
<b>10</b>	<b>PROGETTO CORSA</b> 1.Franco CARUSO							Osella PA21S E2SC/2000	6	1	1:46.853	23.024	34.994	<b>48.835</b>	234.2	11:49.410
	7	1	<b>1:46.632</b>	<b>22.928</b>	34.463	49.241	235.2		13:36.042							
	1	1	4:55.549	3:26.660	37.179	51.710	133.6		4:55.549							
	2	1	1:47.932	23.544	34.694	49.694	228.6		6:43.481							
	3	1	1:47.066	23.323	34.289	49.454	230.1		8:30.547							
	4	1	1:46.930	23.470	<b>34.114</b>	49.346	228.1		10:17.477							
5	1	<b>1:46.439</b>	<b>23.210</b>	34.189	<b>49.040</b>	227.6	12:03.916									
<b>31</b>	<b>TEAM FORM-AGOREST</b> 1.Fabio VALLE 2.Alex VALLE							A.R. Tampolli SR2	1	1	3:37.544	2:07.674	38.049	51.821	145.2	3:37.544
	2	1	1:50.345	23.421	36.145	50.779	256.3		5:27.889							
	3	1	1:48.559	23.170	35.273	<b>50.116</b>	255.7		7:16.448							
	4	1	<b>1:48.055</b>	<b>22.773</b>	34.866	50.416	256.9		9:04.503							
	1	1	3:37.544	2:07.674	38.049	51.821	145.2		3:37.544							
<b>35</b>	1.Ranieri RANDACCIO							Norma Honda CN2	1	1	3:33.402	2:07.256	35.800	50.346	141.3	3:33.402
	2	1	1:48.805	23.442	35.031	50.332	236.8		5:22.207							
	3	1	1:48.695	<b>22.998</b>	35.021	50.676	237.3		7:10.902							
	4	1	1:48.205	23.330	34.894	49.981	237.8		8:59.107							
	5	1	1:47.850	23.191	34.977	<b>49.682</b>	236.8		10:46.957							
	6	1	<b>1:47.803</b>	23.055	<b>34.846</b>	49.902	239.5		12:34.760							
	1	1	3:33.402	2:07.256	35.800	50.346	141.3		3:33.402							
<b>43</b>	<b>CMS RACING CARS</b> 1.Giancarlo PEDETTI							Norma M20 FC CN2	1	1	2:28.400	59.988	36.759	51.653	157.7	2:28.400
	2	1	1:50.584	24.241	36.045	<b>50.298</b>	230.1		4:18.984							
	3	1	<b>1:49.811</b>	23.902	<b>35.245</b>	50.664	230.1		6:08.795							
	4	1	2:35.588	24.070	1:18.550	52.968	230.6		8:44.383							
	5	1	1:50.076	24.073	35.484	50.519	230.1		10:34.459							
	6	1	1:49.900	<b>23.785</b>	35.467	50.648	232.6		12:24.359							
	1	1	2:28.400	59.988	36.759	51.653	157.7		2:28.400							
<b>44</b>	<b>CMS RACING CARS</b> 1.Davide PEDETTI							Norma M20 FC CN2	1	1	3:02.639	1:34.936	36.952	50.751	71.6	3:02.639
	2	1	1:49.498	23.792	34.800	50.906	232.6		4:52.137							
	3	1	1:48.536	23.255	34.947	50.334	232.6		6:40.673							
	4	1	1:47.929	23.217	34.483	50.229	232.6		8:28.602							
	5	1	1:47.272	23.491	<b>34.238</b>	<b>49.543</b>	232.6		10:15.874							
	6	1	<b>1:47.161</b>	<b>23.143</b>	34.286	49.732	232.6		12:03.035							
	1	1	3:02.639	1:34.936	36.952	50.751	71.6		3:02.639							
<b>52</b>	<b>EMOTION MOTORSPORT</b> 1. "PACO"/AMADUZZI							Wolf GB08 CN2	1	1	2:53.023	1:27.316	35.803	49.904	168.3	2:53.023
	2	1	1:48.093	23.287	34.669	50.137	232.1		4:41.116							
	3	1	1:47.498	23.327	34.588	49.583	233.6		6:28.614							
	4	1	1:47.020	23.460	<b>34.386</b>	49.174	233.6		8:15.634							
	5	1	1:46.923	23.023	34.606	49.294	233.1		10:02.557							
	1	1	2:53.023	1:27.316	35.803	49.904	168.3		2:53.023							

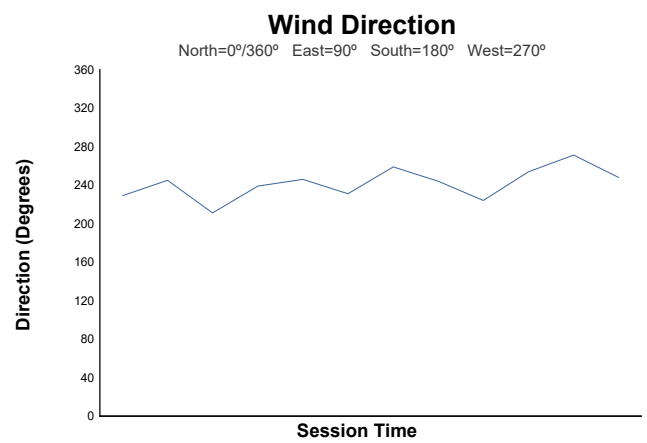
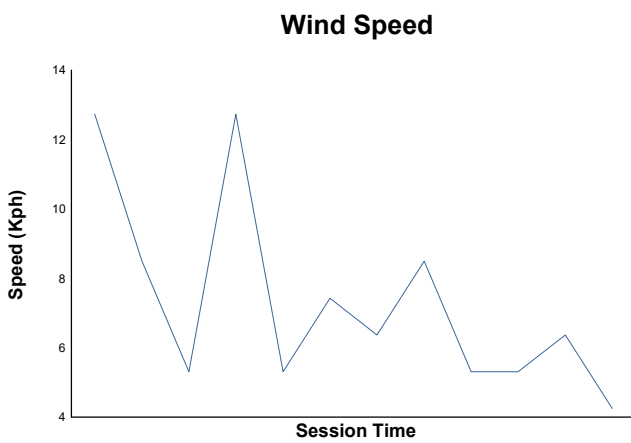
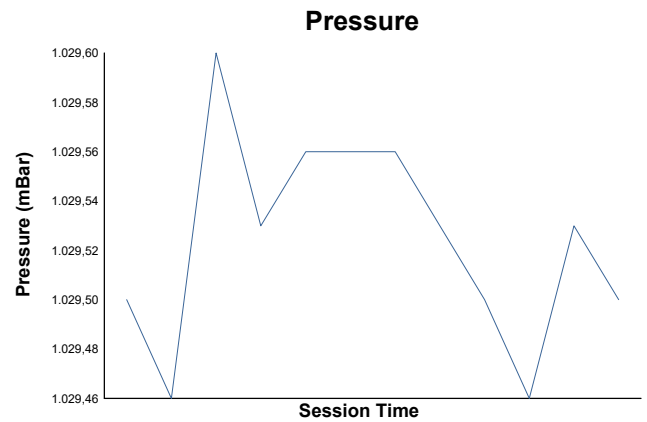
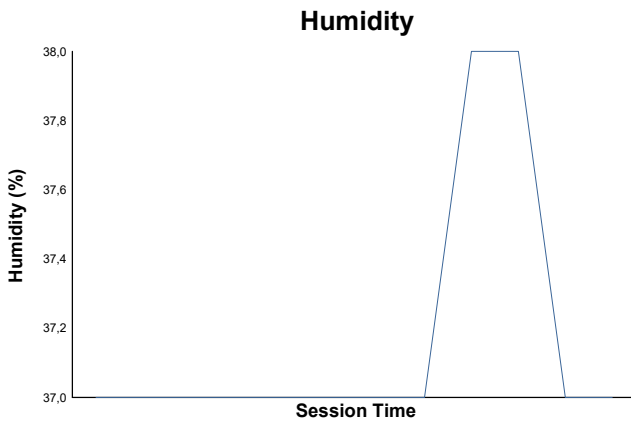
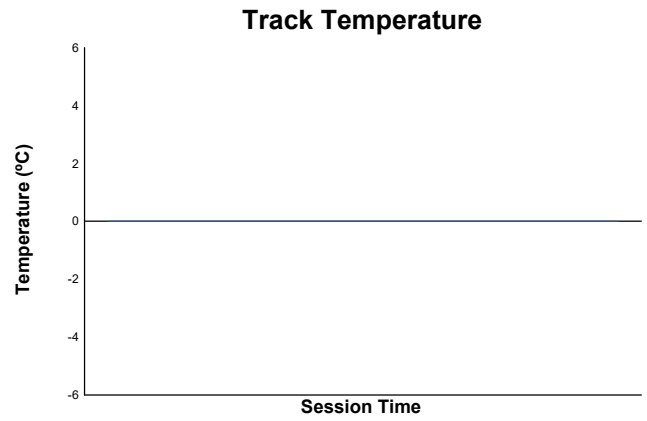
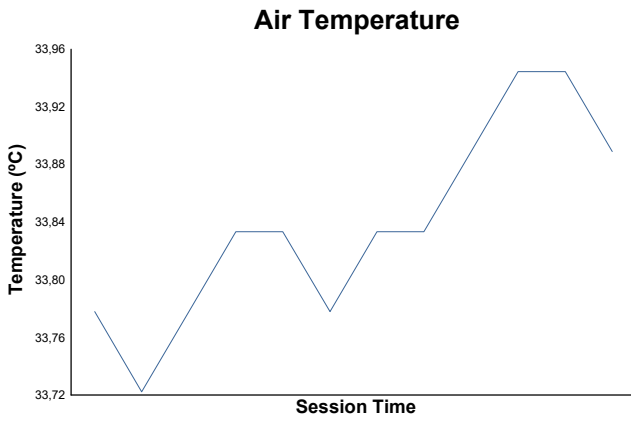


# Gruppo Peroni Race 11-12.07.2020

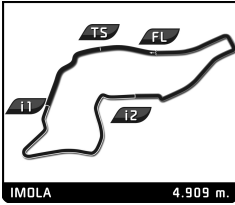
## Master Tricolore Prototipi

### Qualifying 2

### Weather Report



Track Status: **DRY**

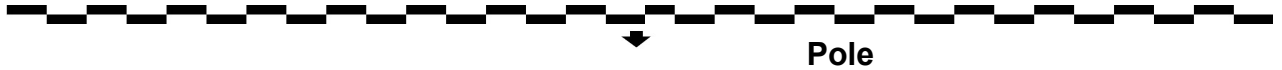


# Master Tricolore Prototipi

Gruppo Peroni Race 11-12.07.2020  
Race 1 (25 Minutes)

## Starting Grid

			- 6 -	9	Stefano ROSINA
Franco PALANDRI	GRANDUCATO CORSE	18	- 5 -	31	TEAM FORM-AGOREST Alex VALLE
Giancarlo PEDETTI	CMS RACING CARS	43	- 4 -	35	Ranieri RANDACCIO
"PACO"	EMOTION MOTORSPORT	52	- 3 -	10	PROGETTO CORSA Franco CARUSO
Davide PEDETTI	CMS RACING CARS	44	- 2 -	55	CMS RACING CARS Walter MARGELLI
Claudio FRANCISCI		36	- 1 -	67	SCUDERIA VESUVIO Michele LIGUORI

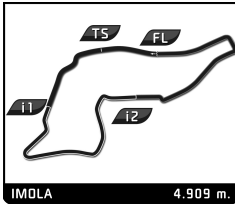


Pole

CAR #55 DROP OF 2 POSITIONS DUE TO STEWARDS DECISION NR. 4  
CAR #9 ADMITTED ON BACK OF THE GRID DUE TO STEWARDS DECISION NR. 5

Stewards:	Timekeeper: Rapi Andrea 
-----------	------------------------------------------------------------------------------------------------------------------





# Master Tricolore Prototipi

## Gruppo Peroni Race 11-12.07.2020

### Race 1 (25 Minutes)

### Final Classification

No Drivers	Team	Car	Cl.	Laps	Total Time	Gap	Kph	Best Lap			
								Lap	Time	Kph	
1	36 C. FRANCISCI	Lucchini BMW	E2SC/300i	13	<b>26:09.101</b>	-	145.9	12	<b>1:43.948</b>	170.0	
2	55 W. MARGELLI	CMS RACING CARS	Norma M20 FC	CN2	13	<b>26:09.804</b>	+0.703	145.8	12	<b>1:43.665</b>	170.5
3	10 F. CARUSO	PROGETTO CORSA	Osella PA21S	E2SC/200i	13	<b>26:32.951</b>	+23.850	143.7	12	<b>1:46.103</b>	166.6
4	35 R. RANDACCIO	Norma Honda	Norma Honda	CN2	13	<b>26:34.307</b>	+25.206	143.6	9	<b>1:46.345</b>	166.2
5	52 . "PACO" / D. AMADUZZI	EMOTION MOTORSPORT	Wolf GB08	CN2	13	<b>26:54.849</b>	+45.748	141.7	5	<b>1:48.250</b>	163.3
6	43 G. PEDETTI	CMS RACING CARS	Norma M20 FC	CN2	13	<b>27:25.020</b>	+1:15.919	139.1	9	<b>1:48.352</b>	163.1
7	44 D. PEDETTI	CMS RACING CARS	Norma M20 FC	CN2	13	<b>30:16.759</b>	+4:07.658	126.0	12	<b>1:45.603</b>	167.3
8	9 S. ROSINA	Bogani SP290 A.R.	Bogani SP290 A.R.	JR/Sport N	12	<b>30:20.736</b>	1 Lap	116.0	7	<b>1:58.126</b>	149.6
<b>Not classified</b>											
	18 F. PALANDRI	GRANDUCATO CORSE	Breda BRP3 A.R.	CN3	8	<b>19:16.699</b>			8	<b>2:05.219</b>	141.1
	31 F. VALLE / A. VALLE	TEAM FORM-AGOREST	A.R. Tampolli	SR2	7	<b>16:18.249</b>			5	<b>1:51.798</b>	158.1
<b>Retired</b>											
	67 M. LIGUORI	SCUDERIA VESUVIO	Osella PA21S	CN2							

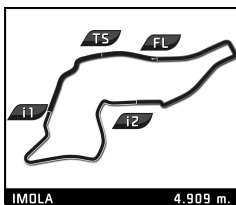
**Pole Position:**

<b>Fastest Lap:</b>	Lap 12	Walter MARGELLI	<b>1:43.665</b>	170.5 Kph
---------------------	--------	-----------------	-----------------	-----------

Published at: .....

Track Status: **WET**

<b>Stewards:</b>	<b>Timekeeper:</b> Rapi Andrea 
------------------	---------------------------------------



# Master Tricolore Prototipi

## Gruppo Peroni Race 11-12.07.2020

### Race 1 (25 Minutes)

### Final Classification by Class

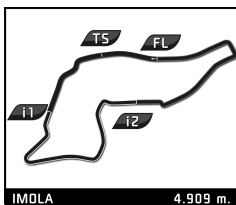
No Drivers	Team	Car	Laps	Total Time	Gap	Kph	Best Lap			
							Lap	Time	Kph	
<b>CN2</b>										
1	55 W. MARGELLI	CMS RACING CARS	Norma M20 FC	13	26:09.804		145.8	12	1:43.665	170.5
2	35 R. RANDACCIO		Norma Honda	13	26:34.307	+24.503	143.6	9	1:46.345	166.2
3	52 . "PACO" / D. AMADUZZI	EMOTION MOTORSPORT	Wolf GB08	13	26:54.849	+45.045	141.7	5	1:48.250	163.3
4	43 G. PEDETTI	CMS RACING CARS	Norma M20 FC	13	27:25.020	+1'15.216	139.1	9	1:48.352	163.1
5	44 D. PEDETTI	CMS RACING CARS	Norma M20 FC	13	30:16.759	+4'06.955	126.0	12	1:45.603	167.3
■ Retired										
	67 M. LIGUORI	SCUDERIA VESUVIO	Osella PA21S							
<b>CN3</b>										
■ Not classified										
	18 F. PALANDRI	GRANDUCATO CORSE	Breda BRP3 A.R.	8	19:16.699			8	2:05.219	141.1
<b>E2SC/2000</b>										
1	10 F. CARUSO	PROGETTO CORSA	Osella PA21S	13	26:32.951		143.7	12	1:46.103	166.6
<b>E2SC/3000</b>										
1	36 C. FRANCISCI		Lucchini BMW	13	26:09.101		145.9	12	1:43.948	170.0
<b>JR/Sport Nazionale</b>										
1	9 S. ROSINA		Bogani SP290 A.R.	12	30:20.736		116.0	7	1:58.126	149.6
<b>SR2</b>										
■ Not classified										
	31 F. VALLE / A. VALLE	TEAM FORM-AGOREST	A.R. Tampolli	7	16:18.249			5	1:51.798	158.1

Published at: .....

Track Status: **WET**

Stewards:	Timekeeper: Rapi Andrea	
-----------	----------------------------	--





# Master Tricolore Prototipi

## Gruppo Peroni Race 11-12.07.2020


### Race 1 (25 Minutes)

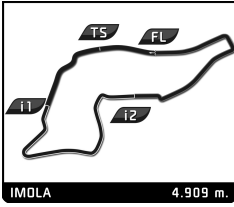
### Final Classification by Group

No Drivers	Team	Car	Laps	Total Time	Gap	Kph	Best Lap		
							Lap	Time	Kph
<b>Historic</b>									
1	9 S. ROSINA	Bogani SP290 A.R.	12	30:20.736		116.0	7	1:58.126	149.6
<b>Sport</b>									
1	36 C. FRANCISCI	Lucchini BMW	13	26:09.101		145.9	12	1:43.948	170.0
2	55 W. MARGELLI	CMS RACING CARS	13	26:09.804	+0.703	145.8	12	1:43.665	170.5
3	10 F. CARUSO	PROGETTO CORSA	13	26:32.951	+23.850	143.7	12	1:46.103	166.6
4	35 R. RANDACCIO	Norma Honda	13	26:34.307	+25.206	143.6	9	1:46.345	166.2
5	52. "PACO" / D. AMADUZZI	EMOTION MOTORSPORT	13	26:54.849	+45.748	141.7	5	1:48.250	163.3
6	43 G. PEDETTI	CMS RACING CARS	13	27:25.020	+1'15.919	139.1	9	1:48.352	163.1
7	44 D. PEDETTI	CMS RACING CARS	13	30:16.759	+4'07.658	126.0	12	1:45.603	167.3
<b>Retired</b>									
	67 M. LIGUORI	SCUDERIA VESUVIO							
<b>Young Timer</b>									
<b>Not classified</b>									
	18 F. PALANDRI	GRANDUCATO CORSE	8	19:16.699			8	2:05.219	141.1
	31 F. VALLE / A. VALLE	TEAM FORM-AGOREST	7	16:18.249			5	1:51.798	158.1

Published at: .....

Track Status: **WET**

<b>Stewards:</b>  	<b>Timekeeper:</b> Rapi Andrea 
--------------------------	----------------------------------------------------------------------------------------------------------------------------



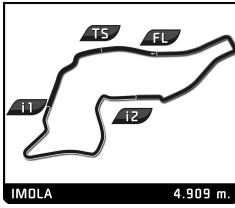
# Master Tricolore Prototipi

## Gruppo Peroni Race 11-12.07.2020

### Race 1

### Lap Chart

No	Pos	Grid	Lap												
			1	2	3	4	5	6	7	8	9	10	11	12	13
67	1	67	36	36	36	36	36	36	36	36	36	36	36	36	36
36	2	36	55	55	55	55	55	55	55	55	55	55	55	55	55
55	3	55	10	10	10	10	10	10	10	10	10	10	10	10	10
44	4	44	44	44	44	44	44	44	44	35	35	35	35	35	35
10	5	10	35	35	35	35	35	35	35	52	52	52	52	52	52
52	6	52	52	52	52	52	52	52	43	43	43	43	43	43	43
35	7	35	43	43	43	31	31	43	43	9	44	44	44	44	44
43	8	43	31	31	31	43	43	31	31	44	9	9	9	9	
31	9	31	9	9	9	9	9	9	9	18					
18	10	18	18	18	18	18	18	18							
9	11	9													



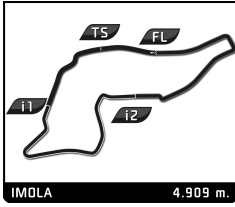
## Master Tricolore Prototipi

### Gruppo Peroni Race 11-12.07.2020

### Race 1

### Best Sector Times

Sector 1		Sector 2		Sector 3		No Team	Class	Ideal Lap	Best Lap			
No Driver	Time	No Driver	Time	No Driver	Time							
1	55 W.MARGELLI	22.144	36 C.FRANCISCI	33.410	36 C.FRANCISCI	47.869	1	36	E2SC/300i	1:43.518	1:43.948 (2)	
2	36 C.FRANCISCI	22.239	55 W.MARGELLI	33.449	55 W.MARGELLI	47.943	2	55	CMS RACING CARS	CN2	1:43.536	1:43.665 (1)
3	44 D.PEDETTI	22.551	44 D.PEDETTI	33.863	10 F.CARUSO	48.840	3	44	CMS RACING CARS	CN2	1:45.331	1:45.603 (3)
4	35 R.RANDACCIO	22.838	10 F.CARUSO	34.167	44 D.PEDETTI	48.917	4	10	PROGETTO CORSA	E2SC/200i	1:46.092	1:46.103 (4)
5	10 F.CARUSO	23.085	35 R.RANDACCIO	34.190	35 R.RANDACCIO	49.168	5	35		CN2	1:46.196	1:46.345 (5)
6	52 "PACO"	23.112	52 "PACO"	34.934	52 "PACO"	49.821	6	52	EMOTION MOTORSPORT	CN2	1:47.867	1:48.250 (6)
7	31 A.VALLE	23.121	43 G.PEDETTI	35.041	43 G.PEDETTI	49.902	7	43	CMS RACING CARS	CN2	1:48.272	1:48.352 (7)
8	43 G.PEDETTI	23.329	67 M.LIGUORI	35.497	31 A.VALLE	51.041	8	31	TEAM FORM-AGOREST	SR2	1:50.864	1:51.798 (8)
9	9 S.ROSINA	25.569	31 A.VALLE	36.702	9 S.ROSINA	54.253	9	9		JR/Sport Nazionale	1:57.986	1:58.126 (9)
10	18 F.PALANDRI	26.761	9 S.ROSINA	38.164	18 F.PALANDRI	57.257	10	18	GRANDUCATO CORSE	CN3	2:04.437	2:05.219 (10)



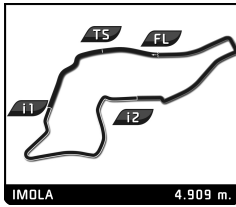
## Master Tricolore Prototipi

### Gruppo Peroni Race 11-12.07.2020

### Race 1

### Best Top Speed

Team	Car	Class	Top Speed	Top 1 Kph Lap	Top 2 Kph Lap	Top 3 Kph Lap	Top 4 Kph Lap	Top 5 Kph Lap	Avg
31 TEAM FORM-AGOREST	A.R. Tampolli	SR2	<b>A. VALLE</b>	<b>259.4</b> 6	258.8 5	253.8 7	245.0 4	183.4 2	240,1
36	Lucchini BMW	E2SC/3000	<b>C. FRANCISCI</b>	<b>253.2</b> 7	253.2 5	253.2 6	252.6 11	252.0 12	252,8
35	Norma Honda	CN2	<b>R. RANDACCIO</b>	<b>244.4</b> 11	243.9 12	243.3 10	243.3 5	243.3 6	243,6
55 CMS RACING CARS	Norma M20 FC	CN2	<b>W. MARGELLI</b>	<b>243.9</b> 11	243.9 10	243.9 8	243.9 6	243.3 13	243,8
44 CMS RACING CARS	Norma M20 FC	CN2	<b>D. PEDETTI</b>	<b>242.2</b> 8	241.6 7	241.6 5	241.1 6	239.5 10	241,2
52 EMOTION MOTORSPORT	Wolf GB08	CN2	<b>"PACO"</b>	<b>241.6</b> 5	241.6 9	241.1 13	241.1 12	241.1 11	241,3
43 CMS RACING CARS	Norma M20 FC	CN2	<b>G. PEDETTI</b>	<b>236.2</b> 11	235.7 13	235.7 12	235.7 6	235.7 8	235,8
10 PROGETTO CORSA	Osella PA21S	E2SC/2000	<b>F. CARUSO</b>	<b>235.7</b> 5	235.2 4	235.2 6	234.2 12	233.6 13	234,8
18 GRANDUCATO CORSE	Breda BRP3 A.R.	CN3	<b>F. PALANDRI</b>	<b>218.7</b> 5	217.3 6	217.3 7	212.1 8	210.4 2	215,2
9	Bogani SP290 A.R.	JR/Sport Naz	<b>S. ROSINA</b>	<b>211.3</b> 7	211.3 5	211.3 6	208.3 4	201.2 8	208,7
67 SCUDERIA VESUVIO	Osella PA21S	CN2							



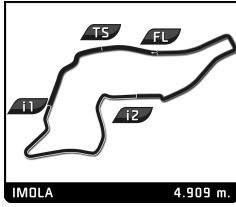
# Master Tricolore Prototipi

## Gruppo Peroni Race 11-12.07.2020

### Race 1

### Fastest Lap Sequence

Elapsed	No Team	Car	Class	Driver	Time	Kph	Lap
5:26.177	36	Lucchini BMW	E2SC/3000	Claudio FRANCISCI	3:36.728	81.5	2
5:28.391	10 PROGETTO CORSA	Osella PA21S	E2SC/2000	Franco CARUSO	3:36.195	81.7	2
5:32.753	43 CMS RACING CARS	Norma M20 FC	CN2	Giancarlo PEDETTI	3:35.856	81.9	2
5:33.352	31 TEAM FORM-AGOREST	A.R. Tampolli	SR2	Alex VALLE	3:32.927	83.0	2
5:34.653	9	Bogani SP290 A.R.	JR Sport Racecars	Stefano ROSINA	3:31.339	83.6	2
5:35.444	18 GRANDUCATO CORSE	Breda BRP3 A.R.	CN3	Franco PALANDRI	3:24.144	86.6	2
8:40.653	36	Lucchini BMW	E2SC/3000	Claudio FRANCISCI	3:14.476	90.9	3
8:40.767	55 CMS RACING CARS	Norma M20 FC	CN2	Walter MARGELLI	3:13.243	91.5	3
8:41.420	10 PROGETTO CORSA	Osella PA21S	E2SC/2000	Franco CARUSO	3:13.029	91.6	3
8:42.591	44 CMS RACING CARS	Norma M20 FC	CN2	Davide PEDETTI	3:12.492	91.8	3
8:43.120	35	Norma Honda	CN2	Ranieri RANDACCIO	3:12.311	91.9	3
8:43.443	52 EMOTION MOTORSPORT	Wolf GB08	CN2	"PACO"	3:11.836	92.1	3
8:44.823	31 TEAM FORM-AGOREST	A.R. Tampolli	SR2	Alex VALLE	3:11.471	92.3	3
10:27.883	36	Lucchini BMW	E2SC/3000	Claudio FRANCISCI	1:47.230	164.8	4
12:13.995	36	Lucchini BMW	E2SC/3000	Claudio FRANCISCI	1:46.112	166.5	5
12:14.899	55 CMS RACING CARS	Norma M20 FC	CN2	Walter MARGELLI	1:46.082	166.6	5
13:58.439	36	Lucchini BMW	E2SC/3000	Claudio FRANCISCI	1:44.444	169.2	6
15:42.715	36	Lucchini BMW	E2SC/3000	Claudio FRANCISCI	1:44.276	169.5	7
17:28.199	55 CMS RACING CARS	Norma M20 FC	CN2	Walter MARGELLI	1:44.273	169.5	8
19:11.031	36	Lucchini BMW	E2SC/3000	Claudio FRANCISCI	1:43.989	169.9	9
20:54.997	36	Lucchini BMW	E2SC/3000	Claudio FRANCISCI	1:43.966	170.0	10
24:23.862	36	Lucchini BMW	E2SC/3000	Claudio FRANCISCI	1:43.948	170.0	12
24:24.611	55 CMS RACING CARS	Norma M20 FC	CN2	Walter MARGELLI	1:43.665	170.5	12



# Master Tricolore Prototipi

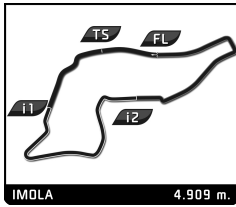
## Gruppo Peroni Race 11-12.07.2020

### Race 1

#### Analysis by lap

Lapped ■

No	Lap Time	Gap	No	Lap Time	Gap	No	Lap Time	Gap	No	Lap Time	Gap	No	Lap Time	Gap
<b>Lap 1</b>			31	1:51.798	16.721	43	1:48.885	45.830						
36	1:49.449	0.000	43	1:51.932	17.647	44	1:47.880	1:35.951						
55	1:50.268	0.819	9	1:58.935	32.385									
10	1:52.196	2.747	18	2:05.990	46.254									
44	1:53.701	4.252	<b>Lap 6</b>											
35	1:53.907	4.458	36	1:44.444										
52	1:54.774	5.325	55	1:44.557	1.017									
43	1:56.897	7.448	10	1:46.639	5.589									
31	2:00.425	10.976	44	1:46.476	6.818									
9	2:03.314	13.865	35	1:47.140	8.304									
18	2:11.300	21.851	52	1:48.970	12.520									
<b>Lap 2</b>			43	1:51.325	24.528									
36	3:36.728				31	1:52.508	24.785							
55	3:37.256	1.347	9	1:59.142	47.083									
10	3:36.195	2.214	18	2:05.715	1:07.525									
44	3:36.398	3.922	<b>Lap 7</b>											
35	3:36.902	4.632	36	1:44.276										
52	3:36.833	5.430	55	1:44.470	1.211									
43	3:35.856	6.576	10	1:47.062	8.375									
31	3:32.927	7.175	44	1:46.603	9.145									
9	3:31.339	8.476	35	1:47.074	11.102									
18	3:24.144	9.267	52	1:49.474	17.718									
<b>Lap 3</b>			43	1:51.145	31.397									
36	3:14.476				31	1:55.025	35.534							
55	3:13.243	0.114	9	1:58.126	1:00.933									
10	3:13.029	0.767	18	2:05.516	1:28.765									
44	3:12.492	1.938	<b>Lap 8</b>											
35	3:12.311	2.467	36	1:44.327										
52	3:11.836	2.790	55	1:44.273	1.157									
43	3:11.851	3.951	10	1:46.993	11.041									
31	3:11.471	4.170	35	1:46.529	13.304									
9	3:12.557	6.557	52	1:50.737	24.128									
18	3:12.147	6.938	43	1:49.478	36.548									
<b>Lap 4</b>			9	2:01.126	1:17.732									
36	1:47.230				44	3:04.407	1:29.225							
55	1:48.050	0.934	<b>Lap 9</b>											
10	1:48.737	2.274	36	1:43.989										
44	1:48.942	3.650	55	1:44.313	1.481									
35	1:49.220	4.457	18	2:05.219	1 Lap									
52	1:50.296	5.856	10	1:47.305	14.357									
31	1:54.095	11.035	35	1:46.345	15.660									
43	1:55.106	11.827	52	1:49.252	29.391									
9	2:00.235	19.562	43	1:48.352	40.911									
18	2:06.668	26.376	44	1:46.801	1:32.037									
<b>Lap 5</b>			9	2:01.031	1:34.774									
36	1:46.112				<b>Lap 10</b>									
55	1:46.082	0.904	36	1:43.966										
10	1:47.232	3.394	55	1:44.062	1.577									
44	1:47.248	4.786	10	1:47.174	17.565									
35	1:47.263	5.608	35	1:46.632	18.326									
52	1:48.250	7.994	52	1:48.689	34.114									



# Master Tricolore Prototipi

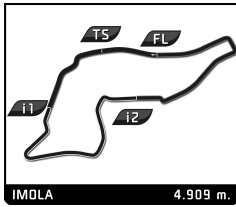
## Gruppo Peroni Race 11-12.07.2020

### Race 1

## Sector Analysis

— Invalidated Lap    ■ Personal Best    ■ Session Best    B Crossing the finish line in the pit lane

Lap	D	Time	Sector 1	Sector 2	Sector 3	T.Spd	Elapsed	Lap	D	Time	Sector 1	Sector 2	Sector 3	T.Spd	Elapsed		
<b>9</b>		1.Stefano ROSINA Bogani SP290 A.R. Sport Nazionale							<b>35</b>		1.Ranieri RANDACCIO Norma Honda CN2						
1	1	2:03.314	28.896	39.094	55.324		2:03.314	1	1	1:53.907	26.590	36.199	51.118		1:53.907		
2	1	3:31.339	35.671	1:07.972	1:47.696	183.4	5:34.653	2	1	3:36.902	40.538	1:09.460	1:46.904	149.7	5:30.809		
3	1	3:12.557	51.855	1:01.798	1:18.904	111.5	8:47.210	3	1	3:12.311	52.454	1:01.314	1:18.543	79.0	8:43.120		
4	1	2:00.235	26.648	38.547	55.040	208.3	10:47.445	4	1	1:49.220	23.679	35.516	50.025	239.5	10:32.340		
5	1	1:58.935	26.017	38.332	54.586	211.3	12:46.380	5	1	1:47.263	23.043	34.791	49.429	243.3	12:19.603		
6	1	1:59.142	26.168	38.629	54.345	211.3	14:45.522	6	1	1:47.140	23.045	34.694	49.401	243.3	14:06.743		
7	1	<b>1:58.126</b>	<b>25.569</b>	38.304	<b>54.253</b>	211.3	16:43.648	7	1	1:47.074	22.849	34.519	49.706	242.2	15:53.817		
8	1	2:01.126	27.708	<b>38.164</b>	55.254	201.2	18:44.774	8	1	1:46.529	23.094	34.267	<b>49.168</b>	242.2	17:40.346		
9	1	2:01.031	26.477	38.933	55.621	189.7	20:45.805	9	1	<b>1:46.345</b>	22.971	<b>34.190</b>	49.184	242.8	19:26.691		
10	1	2:09.391	26.766	40.845	1:01.780	198.2	22:55.196	10	1	1:46.632	<b>22.838</b>	34.539	49.255	243.3	21:13.323		
11	1	2:41.041	30.686	53.232	1:17.123	184.4	25:36.237	11	1	1:46.963	22.963	34.574	49.426	244.4	23:00.286		
12	1	4:44.499B	39.488	1:05.583	2:59.428	144.2	30:20.736	12	1	1:47.052	23.003	34.669	49.380	243.9	24:47.338		
								13	1	1:46.969	22.994	34.412	49.563	242.8	26:34.307		
<b>10</b>		PROGETTO CORSA 1.Franco CARUSO Osella PA21S E2SC/2000							<b>36</b>		1.Claudio FRANCISCI Lucchini BMW E2SC/3000						
1	1	1:52.196	25.153	36.480	50.563		1:52.196	1	1	1:49.449	24.461	35.523	49.465		1:49.449		
2	1	3:36.195	40.942	1:08.986	1:46.267	146.6	5:28.391	2	1	3:36.728	41.309	1:10.126	1:45.293	124.1	5:26.177		
3	1	3:13.029	50.841	1:03.203	1:18.985	82.6	8:41.420	3	1	3:14.476	51.421	1:03.410	1:19.645	84.7	8:40.653		
4	1	1:48.737	23.768	35.320	49.649	235.2	10:30.157	4	1	1:47.230	23.386	34.699	49.145	247.9	10:27.883		
5	1	1:47.232	23.311	34.816	49.105	235.7	12:17.389	5	1	1:46.112	22.597	34.633	48.882	253.2	12:13.995		
6	1	1:46.639	23.111	34.376	49.152	235.2	14:04.028	6	1	1:44.444	22.283	33.989	48.172	253.2	13:58.439		
7	1	1:47.062	23.562	34.407	49.093	231.1	15:51.090	7	1	1:44.276	22.355	34.052	<b>47.869</b>	253.2	15:42.715		
8	1	1:46.993	23.193	34.556	49.244	233.6	17:38.083	8	1	1:44.327	22.575	<b>33.410</b>	48.342	249.6	17:27.042		
9	1	1:47.305	23.222	34.618	49.465	229.1	19:25.388	9	1	1:43.989	22.410	33.523	48.056	251.4	19:11.031		
10	1	1:47.174	<b>23.085</b>	34.526	49.563	231.1	21:12.562	10	1	1:43.966	<b>22.239</b>	33.787	47.940	250.2	20:54.997		
11	1	1:47.119	23.098	34.507	49.514	233.6	22:59.681	11	1	1:44.917	22.340	34.243	48.334	252.6	22:39.914		
12	1	<b>1:46.103</b>	23.096	<b>34.167</b>	<b>48.840</b>	234.2	24:45.784	12	1	<b>1:43.948</b>	22.367	33.600	47.981	252.0	24:23.862		
13	1	1:47.167	23.133	34.616	49.418	233.6	26:32.951	13	1	1:45.239	22.410	33.890	48.939	250.2	26:09.101		
<b>18</b>		GRANDUCATO CORSE 1.Franco PALANDRI Breda BRP3 A.R. CN3							<b>43</b>		CMS RACING CARS 1.Giancarlo PEDETTI Norma M20 FC CN2						
1	1	2:11.300	31.019	42.015	58.266		2:11.300	1	1	1:56.897	27.386	37.328	52.183		1:56.897		
2	1	3:24.144	29.461	1:06.901	1:47.782	210.4	5:35.444	2	1	3:35.856	39.182	1:09.058	1:47.616	174.7	5:32.753		
3	1	3:12.147	51.870	1:01.802	1:18.475	111.6	8:47.591	3	1	3:11.851	52.054	1:01.451	1:18.346	93.5	8:44.604		
4	1	2:06.668	27.465	41.424	57.779	202.0	10:54.259	4	1	1:55.106	25.148	37.663	52.295	231.6	10:39.710		
5	1	2:05.990	27.111	41.367	57.512	218.7	13:00.249	5	1	1:51.932	23.947	36.497	51.488	235.2	12:31.642		
6	1	2:05.715	27.345	41.113	<b>57.257</b>	217.3	15:05.964	6	1	1:51.325	23.534	35.766	52.025	235.7	14:22.967		
7	1	2:05.516	26.951	40.449	58.116	217.3	17:11.480	7	1	1:51.145	25.156	36.058	49.931	235.2	16:14.112		
8	1	<b>2:05.219</b>	27.283	<b>40.419</b>	57.517	212.1	19:16.699	8	1	1:49.478	24.341	35.100	50.037	235.7	18:03.590		
								9	1	<b>1:48.352</b>	<b>23.329</b>	<b>35.041</b>	49.982	235.2	19:51.942		
								10	1	1:48.885	23.662	35.223	50.000	235.2	21:40.827		
								11	1	1:48.470	23.418	35.150	<b>49.902</b>	236.2	23:29.297		
								12	1	1:48.975	23.454	35.275	50.246	235.7	25:18.272		
								13	1	2:06.748	23.435	35.171	1:08.142	235.7	27:25.020		
<b>31</b>		TEAM FORM-AGREST 1.Fabio VALLE 2.Alex VALLE A.R. Tampolli SR2							<b>44</b>		CMS RACING CARS 1.Davide PEDETTI Norma M20 FC CN2						
1	2	2:00.425	28.149	38.772	53.504		2:00.425	1	1	1:53.701	26.023	36.282	51.396		1:53.701		
2	2	3:32.927	36.253	1:09.276	1:47.398	183.4	5:33.352	2	1	3:36.398	40.152	1:09.023	1:47.223	152.7	5:30.099		
3	2	3:11.471	51.980	1:02.199	1:17.292	106.6	8:44.823										
4	2	1:54.095	24.485	37.750	51.860	245.0	10:38.918										
5	2	<b>1:51.798</b>	23.916	36.841	<b>51.041</b>	258.8	12:30.716										
6	2	1:52.508	<b>23.121</b>	<b>36.702</b>	52.685	259.4	14:23.224										
7	2	1:55.025	24.393	37.873	52.759	253.8	16:18.249										



# Master Tricolore Prototipi

## Gruppo Peroni Race 11-12.07.2020

### Race 1

## Sector Analysis

— Invalidated Lap    ■ Personal Best    ■ Session Best    B Crossing the finish line in the pit lane

Lap	D	Time	Sector 1	Sector 2	Sector 3	T.Spd	Elapsed	Lap	D	Time	Sector 1	Sector 2	Sector 3	T.Spd	Elapsed
3	1	3:12.492	49.990	1:03.426	1:19.076	80.1	8:42.591								
4	1	1:48.942	23.669	35.432	49.841	239.5	10:31.533								
5	1	1:47.248	22.789	34.466	49.993	241.6	12:18.781								
6	1	1:46.476	22.756	34.388	49.332	241.1	14:05.257								
7	1	1:46.603	22.610	34.759	49.234	241.6	15:51.860								
8	1	3:04.407	1:39.490	35.176	49.741	242.2	18:56.267								
9	1	1:46.801	22.746	34.368	49.687	238.9	20:43.068								
10	1	1:47.880	23.189	34.913	49.778	239.5	22:30.948								
11	1	1:46.547	22.967	34.353	49.227	238.9	24:17.495								
12	1	<b>1:45.603</b>	22.823	<b>33.863</b>	<b>48.917</b>	238.9	26:03.098								
13	1	4:13.661 B	<b>22.551</b>	1:20.661	2:30.449	239.5	30:16.759								

52

**EMOTION MOTORSPORT**      Wolf GB08

1. "PACO"      CN2

2. Davide AMADUZZI

1	1	1:54.774	26.455	37.270	51.049		1:54.774
2	1	3:36.833	40.070	1:09.404	1:47.359	147.6	5:31.607
3	1	3:11.836	51.931	1:01.518	1:18.387	91.4	8:43.443
4	1	1:50.296	23.811	35.911	50.574	239.5	10:33.739
5	1	<b>1:48.250</b>	23.217	35.084	49.949	241.6	12:21.989
6	1	1:48.970	23.477	<b>34.934</b>	50.559	241.1	14:10.959
7	1	1:49.474	23.218	35.106	51.150	240.5	16:00.433
8	1	1:50.737	24.639	35.783	50.315	240.0	17:51.170
9	1	1:49.252	23.388	35.341	50.523	241.6	19:40.422
10	1	1:48.689	23.297	35.417	49.975	240.5	21:29.111
11	1	1:48.664	<b>23.112</b>	35.270	50.282	241.1	23:17.775
12	1	1:48.770	23.205	35.288	50.277	241.1	25:06.545
13	1	1:48.304	23.470	35.013	<b>49.821</b>	241.1	26:54.849

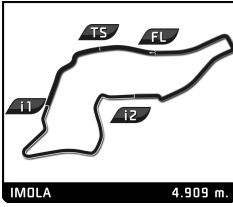
55

**CMS RACING CARS**      Norma M20 FC

1. Walter MARGELLI      CN2

1	1	1:50.268	25.001	35.675	49.592		1:50.268
2	1	3:37.256	41.797	1:09.456	1:46.003	127.4	5:27.524
3	1	3:13.243	51.063	1:03.193	1:18.987	87.9	8:40.767
4	1	1:48.050	23.438	34.954	49.658	239.5	10:28.817
5	1	1:46.082	22.565	34.216	49.301	242.2	12:14.899
6	1	1:44.557	22.403	33.714	48.440	243.9	13:59.456
7	1	1:44.470	22.429	33.655	48.386	243.3	15:43.926
8	1	1:44.273	22.277	33.517	48.479	243.9	17:28.199
9	1	1:44.313	22.481	33.471	48.361	243.3	19:12.512
10	1	1:44.062	22.283	33.477	48.302	243.9	20:56.574
11	1	1:44.372	22.482	33.622	48.268	243.9	22:40.946
12	1	<b>1:43.665</b>	22.273	<b>33.449</b>	<b>47.943</b>	242.2	24:24.611
13	1	1:45.193	<b>22.144</b>	33.814	49.235	243.3	26:09.804

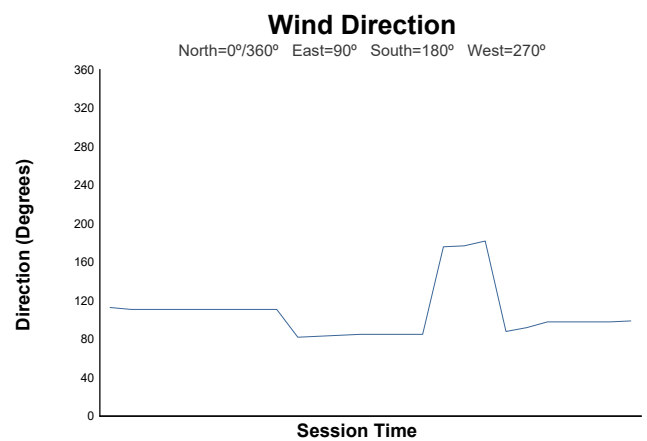
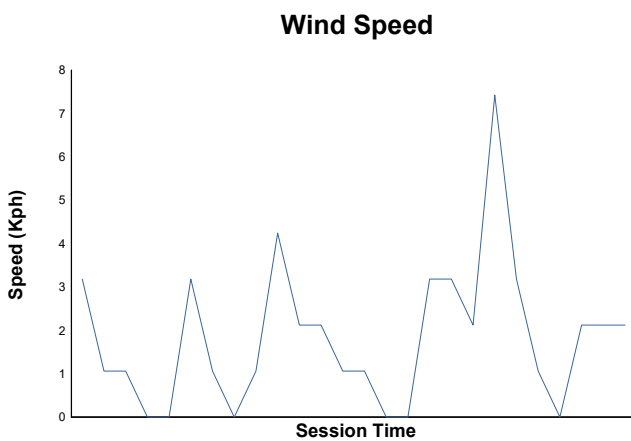
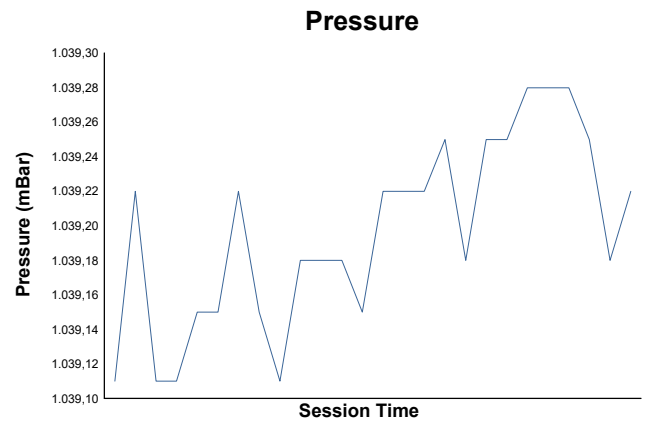
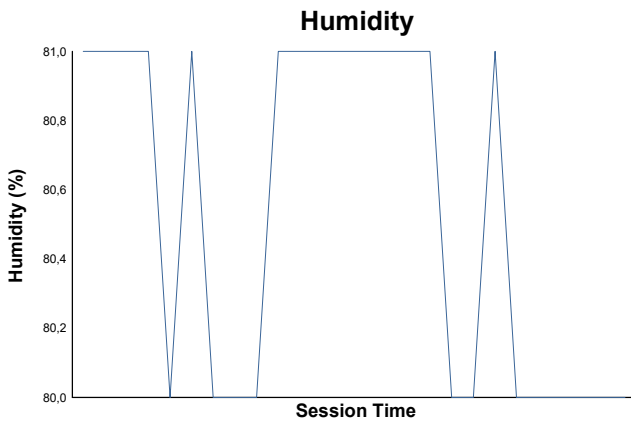
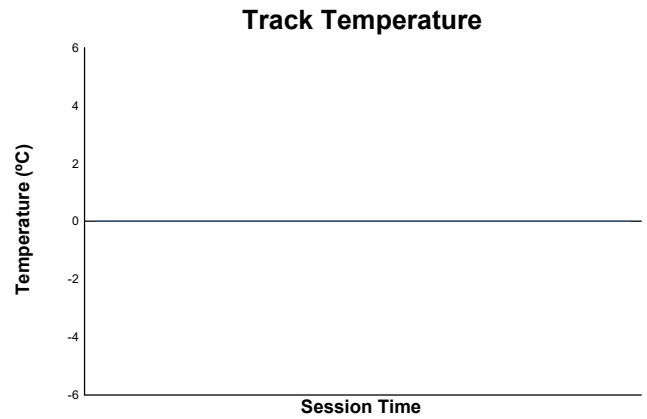
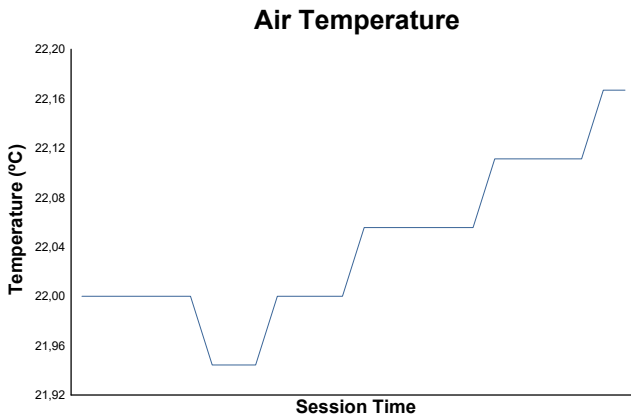




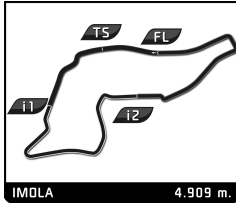
# Gruppo Peroni Race 11-12.07.2020

## Master Tricolore Prototipi Race 1

### Weather Report



Track Status: **WET**



# Master Tricolore Prototipi

Gruppo Peroni Race 11-12.07.2020  
Race 2 (25 Minutes)

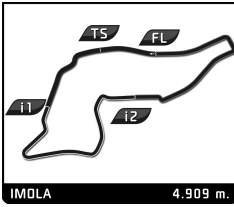
## Starting Grid

Franco PALANDRI	GRANDUCATO CORSE	18	- 5 -	9	Stefano ROSINA
Giancarlo PEDETTI	CMS RACING CARS	43	- 4 -	31	TEAM FORM-AGOREST Fabio VALLE
Ranieri RANDACCIO		35	- 3 -	44	CMS RACING CARS Davide PEDETTI
Michele LIGUORI	SCUDERIA VESUVIO	67	- 2 -	52	EMOTION MOTORSPORT Davide AMADUZZI
Franco CARUSO	PROGETTO CORSA	10	- 1 -	55	CMS RACING CARS Walter MARGELLI

↓  
Pole

CAR #9 ADMITTED ON BACK OF THE GRID DUE TO STEWARDS DECISION NR. 5  
CAR #67 DROP OF 2 POSITIONS DUE TO STEWARDS DECISION NR. 18  
CAR #18 ADMITTED ON BACK OF THE GRID DUE TO STEWARDS DECISION NR. 23

Stewards:	Timekeeper: Rapi Andrea 
-----------	---------------------------------------------------------------------------------------------------------------------



# Master Tricolore Prototipi

## Gruppo Peroni Race 11-12.07.2020

### Race 2 (25 Minutes)

### Final Classification

No Drivers	Team	Car	Cl.	Laps	Total Time	Gap	Kph	Best Lap		
								Lap	Time	Kph
1 55 W. MARGELLI	CMS RACING CARS	Norma M20 FC	CN2	15	26:32.037	-	166.0	2	1:44.747	168.7
2 52 . "PACO" / D. AMADUZZI	EMOTION MOTORSPORT	Wolf GB08	CN2	15	26:48.735	+16.698	164.3	8	1:46.184	166.4
3 35 R. RANDACCIO		Norma Honda	CN2	15	26:56.300	+24.263	163.5	3	1:46.701	165.6
4 44 D. PEDETTI	CMS RACING CARS	Norma M20 FC	CN2	15	27:03.543	+31.506	162.8	8	1:46.113	166.5
5 43 G. PEDETTI	CMS RACING CARS	Norma M20 FC	CN2	15	27:40.251	+1:08.214	159.2	13	1:49.562	161.3
6 18 F. PALANDRI	GRANDUCATO CORSE	Breda BRP3 A.R.	CN3	12	29:18.470	3 Laps	120.1	5	2:12.861	133.0
<b>Not classified</b>										
10 F. CARUSO	PROGETTO CORSA	Osella PA21S	E2SC/200	9	16:00.223			6	1:46.152	166.5
9 S. ROSINA		Bogani SP290 A.R.	JR/Sport N	5	10:08.931			3	1:59.483	147.9
<b>Not Started</b>										
67 M. LIGUORI	SCUDERIA VESUVIO	Osella PA21S	CN2							
31 F. VALLE / A. VALLE	TEAM FORM-AGOREST	A.R. Tampolli	SR2							

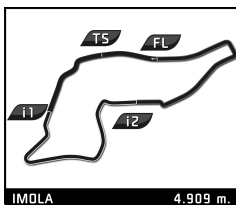
**Pole Position:**

<b>Fastest Lap:</b>	Lap 2	Walter MARGELLI	1:44.747	168.7 Kph
---------------------	-------	-----------------	----------	-----------

Published at: .....

Track Status: **DRY**

<b>Stewards:</b>	<b>Timekeeper:</b> Rapi Andrea 
------------------	---------------------------------------



# Master Tricolore Prototipi

## Gruppo Peroni Race 11-12.07.2020

### Race 2 (25 Minutes)

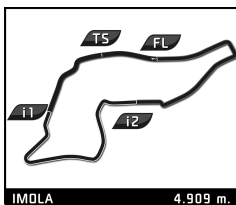
### Final Classification by Class

No Drivers	Team	Car	Laps	Total Time	Gap	Kph	Best Lap		
							Lap	Time	Kph
<b>CN2</b>									
1 55 W. MARGELLI	CMS RACING CARS	Norma M20 FC	15	26:32.037		166.0	2	1:44.747	168.7
2 52 "PACO" / D. AMADUZZI	EMOTION MOTORSPORT	Wolf GB08	15	26:48.735	+16.698	164.3	8	1:46.184	166.4
3 35 R. RANDACCIO		Norma Honda	15	26:56.300	+24.263	163.5	3	1:46.701	165.6
4 44 D. PEDETTI	CMS RACING CARS	Norma M20 FC	15	27:03.543	+31.506	162.8	8	1:46.113	166.5
5 43 G. PEDETTI	CMS RACING CARS	Norma M20 FC	15	27:40.251	+1'08.214	159.2	13	1:49.562	161.3
■ Not Started									
67 M. LIGUORI	SCUDERIA VESUVIO	Osella PA21S							
<b>CN3</b>									
1 18 F. PALANDRI	GRANDUCATO CORSE	Breda BRP3 A.R.	12	29:18.470		120.1	5	2:12.861	133.0
<b>E2SC/2000</b>									
■ Not classified									
10 F. CARUSO	PROGETTO CORSA	Osella PA21S	9	16:00.223			6	1:46.152	166.5
<b>JR/Sport Nazionale</b>									
■ Not classified									
9 S. ROSINA		Bogani SP290 A.R.	5	10:08.931			3	1:59.483	147.9
<b>SR2</b>									
■ Not Started									
31 F. VALLE / A. VALLE	TEAM FORM-AGOREST	A.R. Tampolli							

Published at: .....

Track Status: **DRY**

Stewards:	Timekeeper: Rapi Andrea	
-----------	----------------------------	--



# Master Tricolore Prototipi

Gruppo Peroni Race 11-12.07.2020  
Race 2 (25 Minutes)

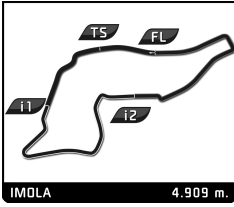
## Final Classification by Group

No Drivers	Team	Car	Laps	Total Time	Gap	Kph	Best Lap		
							Lap	Time	Kph
<b>Historic</b>									
■ <i>Not classified</i>									
9 S. ROSINA		Bogani SP290 A.R.	5	10:08.931			3	1:59.483	147.9
<b>Sport</b>									
1 55 W. MARGELLI	CMS RACING CARS	Norma M20 FC	15	26:32.037		166.0	2	1:44.747	168.7
2 52 "PACO" / D. AMADUZZI	EMOTION MOTORSPORT	Wolf GB08	15	26:48.735	+16.698	164.3	8	1:46.184	166.4
3 35 R. RANDACCIO		Norma Honda	15	26:56.300	+24.263	163.5	3	1:46.701	165.6
4 44 D. PEDETTI	CMS RACING CARS	Norma M20 FC	15	27:03.543	+31.506	162.8	8	1:46.113	166.5
5 43 G. PEDETTI	CMS RACING CARS	Norma M20 FC	15	27:40.251	+1'08.214	159.2	13	1:49.562	161.3
■ <i>Not classified</i>									
10 F. CARUSO	PROGETTO CORSA	Osella PA21S	9	16:00.223			6	1:46.152	166.5
■ <i>Not Started</i>									
67 M. LIGUORI	SCUDERIA VESUVIO	Osella PA21S							
<b>Young Timer</b>									
1 18 F. PALANDRI	GRANDUCATO CORSE	Breda BRP3 A.R.	12	29:18.470		120.1	5	2:12.861	133.0
■ <i>Not Started</i>									
31 F. VALLE / A. VALLE	TEAM FORM-AGOREST	A.R. Tampolli							

Published at: .....

Track Status: **DRY**

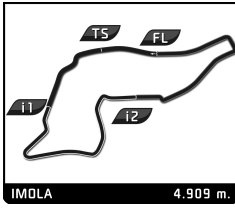
Stewards:	Timekeeper: Rapi Andrea	
-----------	----------------------------	--



**Master Tricolore Prototipi**  
 Gruppo Peroni Race 11-12.07.2020  
 Race 2

Lap Chart

		Lap															
No	Pos	Grid	1	2	3	4	5	6	7	8	9	10	11	12	13	14	15
55	1	55	55	55	55	55	55	55	55	55	55	55	55	55	55	55	55
10	2	10	10	10	10	10	10	10	10	10	10	10	10	10	10	10	10
52	3	52	52	52	52	52	52	52	52	52	52	35	35	35	35	35	35
67	4	67	44	44	44	44	44	44	44	44	44	35	44	44	44	44	44
44	5	44	35	35	35	35	35	35	35	35	35	44	43	43	43	43	43
35	6	35	43	43	43	43	43	43	43	43	43	18	18	18			
31	7	31	9	9	9	9	9	18	18	18	18						
43	8	43	18	18	18	18	18										
9	9	9															
18	10	18															



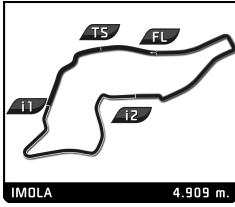
## Master Tricolore Prototipi

### Gruppo Peroni Race 11-12.07.2020

### Race 2

### Best Sector Times

Sector 1		Sector 2		Sector 3		No Team	Class	Ideal Lap	Best Lap		
No Driver	Time	No Driver	Time	No Driver	Time						
1	55 W.MARGELLI	22.197	55 W.MARGELLI	33.614	55 W.MARGELLI	48.540	1	55 CMS RACING CARS	CN2	1:44.351	1:44.747 (1)
2	35 R.RANDACCIO	22.635	10 F.CARUSO	34.131	10 F.CARUSO	48.997	2	10 PROGETTO CORSA	E2SC/2000	1:45.832	1:46.152 (3)
3	44 D.PEDETTI	22.678	44 D.PEDETTI	34.136	52 D.AMADUZZI	49.084	3	44 CMS RACING CARS	CN2	1:45.922	1:46.113 (2)
4	52 D.AMADUZZI	22.681	52 D.AMADUZZI	34.223	44 D.PEDETTI	49.108	4	52 EMOTION MOTORSPORT	CN2	1:45.988	1:46.184 (4)
5	10 F.CARUSO	22.704	35 R.RANDACCIO	34.353	35 R.RANDACCIO	49.295	5	35	CN2	1:46.283	1:46.701 (5)
6	43 G.PEDETTI	23.394	43 G.PEDETTI	35.481	43 G.PEDETTI	50.540	6	43 CMS RACING CARS	CN2	1:49.415	1:49.562 (6)
7	9 S.ROSINA	25.811	9 S.ROSINA	38.553	9 S.ROSINA	54.914	7	9	JRISport Nazionale	1:59.278	1:59.483 (7)
8	18 F.PALANDRI	28.303	18 F.PALANDRI	44.071	18 F.PALANDRI	59.570	8	18 GRANDUCATO CORSE	CN3	2:11.944	2:12.861 (8)



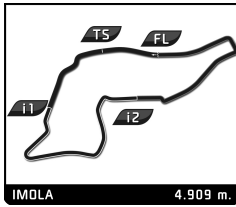
## Master Tricolore Prototipi

Gruppo Peroni Race 11-12.07.2020  
Race 2

### Best Top Speed

Team	Car	Class	Top Speed	Top 1 Kph Lap	Top 2 Kph Lap	Top 3 Kph Lap	Top 4 Kph Lap	Top 5 Kph Lap	Avg						
35	Norma Honda	CN2	R. RANDACCIO	247.3	4	246.1	6	246.1	2	246.1	5	245.6	15	246,2	
44	CMS RACING CARS	Norma M20 FC	CN2	D. PEDETTI	247.3	5	246.1	9	245.6	8	245.6	7	245.0	2	245,9
55	CMS RACING CARS	Norma M20 FC	CN2	W. MARGELLI	246.1	5	245.0	11	244.4	15	244.4	4	244.4	6	244,9
52	EMOTION MOTORSPORT	Wolf GB08	CN2	D. AMADUZZI	244.4	10	243.9	15	243.9	11	243.9	8	243.9	5	244,0
43	CMS RACING CARS	Norma M20 FC	CN2	G. PEDETTI	240.0	15	240.0	10	239.5	12	238.9	14	238.9	5	239,5
10	PROGETTO CORSA	Osella PA21S	E2SC/2000	F. CARUSO	236.2	7	235.2	4	234.7	2	234.2	6	233.6	5	234,8
9		Bogani SP290 A.R.	JR/Sport Naz	S. ROSINA	215.6	5	213.0	2	213.0	4	212.5	3			213,5
18	GRANDUCATO CORSE	Breda BRP3 A.R.	CN3	F. PALANDRI	208.8	2	206.7	3	206.3	10	205.1	11	204.3	9	206,2
31	TEAM FORM-AGOREST	A.R. Tampolli	SR2												
67	SCUDERIA VESUVIO	Osella PA21S	CN2												



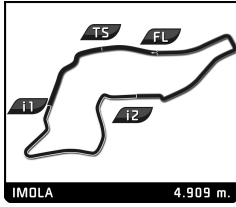


# Master Tricolore Prototipi

Gruppo Peroni Race 11-12.07.2020  
Race 2

## Fastest Lap Sequence

Elapsed	No Team	Car	Class	Driver	Time	Kph	Lap
3:30.532	55 CMS RACING CARS	Norma M20 FC	CN2	Walter MARGELLI	1:44.747	168.7	2



# Master Tricolore Prototipi

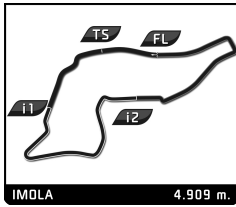
## Gruppo Peroni Race 11-12.07.2020

### Race 2

### Analysis by lap

Lapped

No	Lap Time	Gap	No	Lap Time	Gap	No	Lap Time	Gap	No	Lap Time	Gap
<b>Lap 1</b>			43	1:49.623	35.830	52	1:47.111	15.809			
55	1:45.785	0.000	<b>18</b>	2:12.861	1 Lap	35	1:47.716	22.799			
10	1:47.737	1.952	<b>Lap 7</b>			44	1:47.467	28.000			
52	1:49.901	4.116	55	1:46.103		43	1:49.562	1:02.630			
44	1:50.788	5.003	10	1:46.507	10.443	<b>Lap 14</b>					
35	1:52.246	6.461	52	1:46.196	15.578	55	1:47.446				
43	1:54.510	8.725	44	1:46.195	16.123	52	1:48.246	16.609			
9	2:03.459	17.674	35	1:47.182	18.682	35	1:49.319	24.672			
18	2:19.322	33.537	43	1:50.344	40.071	44	1:49.207	29.761			
<b>Lap 2</b>			<b>18</b>	2:22.481	1 Lap	<b>18</b>	2:22.525	3 Laps			
55	1:44.747		<b>Lap 8</b>			43	1:49.633	1:04.817			
10	1:47.222	4.427	55	1:45.785		<b>Lap 15</b>					
52	1:47.560	6.929	10	1:46.453	11.111	55	1:47.893				
44	1:47.864	8.120	52	1:46.184	15.977	52	1:47.982	16.698			
35	1:47.826	9.540	44	1:46.113	16.451	35	1:47.484	24.263			
43	1:51.115	15.093	35	1:47.279	20.176	44	1:49.638	31.506			
9	2:00.099	33.026	43	1:50.317	44.603	43	1:51.290	1:08.214			
18	2:17.900	1:06.690	<b>Lap 9</b>			<b>18</b>	3:45.312	3 Laps			
<b>Lap 3</b>			55	1:45.638		<b>Lap 10</b>					
55	1:45.042		10	1:46.440	11.913	55	1:45.478				
10	1:46.685	6.070	52	1:46.575	16.914	52	1:46.613	18.049			
52	1:47.470	9.357	35	1:47.000	21.538	35	1:47.811	23.871			
44	1:47.478	10.556	<b>18</b>	2:26.124	2 Laps	44	1:48.189	28.027			
35	1:46.701	11.199	44	1:54.503	25.316	43	1:50.097	53.917			
43	1:50.699	20.750	43	1:50.333	49.298	<b>18</b>	2:21.978	2 Laps			
9	1:59.483	47.467	<b>Lap 11</b>			<b>Lap 12</b>					
18	2:17.066	1:38.714	55	1:46.113		55	1:47.631				
<b>Lap 4</b>			52	1:46.817	18.753	52	1:46.742	17.864			
55	1:44.775		35	1:46.920	24.678	35	1:47.202	24.249			
10	1:46.701	7.996	44	1:47.921	29.835	44	1:47.495	29.699			
52	1:46.842	11.424	43	1:50.473	58.277	43	1:51.588	1:02.234			
44	1:46.259	12.040	<b>18</b>	2:17.721	2 Laps	<b>Lap 13</b>					
35	1:47.084	13.508	<b>Lap 12</b>			55	1:49.166				
43	1:50.373	26.348	55	1:46.613	18.049	<b>18</b>	2:18.153	3 Laps			
9	2:00.019	1:02.711	52	1:46.575	16.914	<b>Lap 13</b>					
<b>Lap 5</b>			35	1:47.000	21.538	<b>Lap 14</b>					
55	1:45.058		<b>18</b>	2:26.124	2 Laps	<b>Lap 15</b>					
10	1:46.326	9.264	<b>Lap 11</b>			<b>Lap 16</b>					
52	1:48.018	14.384	55	1:46.113		<b>Lap 17</b>					
44	1:47.993	14.975	52	1:46.817	18.753	<b>Lap 18</b>					
35	1:47.686	16.136	35	1:46.920	24.678	<b>Lap 19</b>					
<b>18</b>	2:17.027	1 Lap	44	1:47.921	29.835	<b>Lap 20</b>					
43	1:50.294	31.584	43	1:50.473	58.277	<b>Lap 21</b>					
9	2:05.871	1:23.524	<b>18</b>	2:17.721	2 Laps	<b>Lap 22</b>					
<b>Lap 6</b>			<b>Lap 13</b>			<b>Lap 23</b>					
55	1:45.377		55	1:46.113		<b>Lap 24</b>					
10	1:46.152	10.039	52	1:46.817	18.753	<b>Lap 25</b>					
52	1:46.478	15.485	35	1:46.920	24.678	<b>Lap 26</b>					
44	1:46.433	16.031	44	1:47.921	29.835	<b>Lap 27</b>					
35	1:46.844	17.603	43	1:50.473	58.277	<b>Lap 28</b>					



# Master Tricolore Prototipi

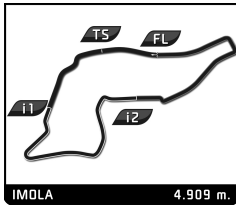
## Gruppo Peroni Race 11-12.07.2020

### Race 2

## Sector Analysis

— Invalidated Lap    ■ Personal Best    ■ Session Best    B Crossing the finish line in the pit lane

Lap	D	Time	Sector 1	Sector 2	Sector 3	T.Sp	Elapsed	Lap	D	Time	Sector 1	Sector 2	Sector 3	T.Sp	Elapsed		
<b>9</b>	1.Stefano ROSINA Bogani SP290 A.R. Sport Nazionale							<b>43</b>	CMS RACING CARS Norma M20 FC 1.Giancarlo PEDETTI CN2								
	1	1	2:03.459	28.127	39.436	55.896			2:03.459	1	1	1:54.510	26.771	36.365	51.374		1:54.510
	2	1	2:00.099	25.887	38.921	55.291	213.0		4:03.558	2	1	1:51.115	23.628	36.141	51.346	236.8	3:45.625
	3	1	<b>1:59.483</b>	26.016	<b>38.553</b>	<b>54.914</b>	212.5		6:03.041	3	1	1:50.699	23.458	35.901	51.340	237.3	5:36.324
	4	1	2:00.019	25.893	39.176	54.950	213.0		8:03.060	4	1	1:50.373	23.524	35.864	50.985	238.4	7:26.697
	5	1	2:05.871	<b>25.811</b>	39.710	1:00.350	215.6		10:08.931	5	1	1:50.294	<b>23.394</b>	35.881	51.019	238.9	9:16.991
<b>10</b>	PROGETTO CORSA Osella PA21S 1.Franco CARUSO E2SC/2000							<b>44</b>	CMS RACING CARS Norma M20 FC 1.Davide PEDETTI CN2								
	1	1	1:47.737	23.853	34.782	49.102			1:47.737	6	1	1:49.623	23.428	35.647	50.548	238.4	11:06.614
	2	1	1:47.222	22.726	35.315	49.181	234.7		3:34.959	7	1	1:50.344	23.723	35.694	50.927	237.8	12:56.958
	3	1	1:46.685	22.797	34.666	49.222	232.6		5:21.644	8	1	1:50.317	23.473	35.633	51.211	238.4	14:47.275
	4	1	1:46.701	22.869	34.527	49.305	235.2		7:08.345	9	1	1:50.333	23.615	35.705	51.013	238.4	16:37.608
	5	1	1:46.326	<b>22.704</b>	34.347	49.275	233.6		8:54.671	10	1	1:50.097	23.449	35.867	50.781	240.0	18:27.705
	6	1	<b>1:46.152</b>	22.775	34.380	<b>48.997</b>	234.2		10:40.823	11	1	1:50.473	23.511	36.029	50.933	238.9	20:18.178
	7	1	1:46.507	22.967	34.423	49.117	236.2		12:27.330	12	1	1:51.588	23.600	36.101	51.887	239.5	22:09.766
	8	1	1:46.453	22.922	34.300	49.231	233.6		14:13.783	13	1	<b>1:49.562</b>	<b>23.529</b>	<b>35.481</b>	50.552	238.4	23:59.328
9	1	1:46.440	22.976	<b>34.131</b>	49.333	233.6	16:00.223	14	1	1:49.633	23.578	35.515	<b>50.540</b>	238.9	25:48.961		
<b>18</b>	GRANDUCATO CORSE Breda BRP3 A.R. CN3 1.Franco PALANDRI							<b>52</b>	EMOTION MOTORSPORT Wolf GB08 1."PACO" CN2 2.Davide AMADUZZI								
	1	1	2:19.322	30.155	46.972	1:02.195			2:19.322	1	2	1:49.901	24.458	35.055	50.388		1:49.901
	2	1	2:17.900	29.241	46.911	1:01.748	208.8		4:37.222	2	2	1:47.560	22.787	34.722	50.051	243.9	3:37.461
	3	1	2:17.066	28.304	46.286	1:02.476	206.7		6:54.288	3	2	1:47.470	22.867	35.078	49.525	242.2	5:24.931
	4	1	2:17.027	29.214	45.764	1:02.049	198.9		9:11.315	4	2	1:46.842	22.996	34.511	49.335	243.3	7:11.773
	5	1	<b>2:12.861</b>	29.220	<b>44.071</b>	<b>59.570</b>	190.4		11:24.176	5	2	1:48.018	22.901	34.877	50.240	243.9	8:59.791
	6	1	2:22.481	28.352	46.622	1:07.507	196.4		13:46.657	6	2	1:46.478	22.847	34.408	49.223	243.3	10:46.269
	7	1	2:26.124	30.267	47.252	1:08.605	174.9		16:12.781	7	2	1:46.196	22.821	34.291	<b>49.084</b>	242.8	12:32.465
	8	1	2:21.978	30.522	46.124	1:05.332	177.9		18:34.759	8	2	<b>1:46.184</b>	22.812	<b>34.283</b>	49.089	243.9	14:18.649
	9	1	2:17.721	28.612	45.251	1:03.858	204.3		20:52.480	9	2	1:46.575	<b>22.681</b>	<b>34.223</b>	49.671	242.8	16:05.224
	10	1	2:18.153	<b>28.303</b>	45.432	1:04.418	206.3		23:10.633	10	2	1:46.613	22.803	34.384	49.426	244.4	17:51.837
	11	1	2:22.525	30.869	47.338	1:04.318	205.1		25:33.158	11	2	1:46.817	22.879	34.448	49.490	243.9	19:38.654
12	1	3:45.312	B 33.699	54.910	2:16.703	172.1	29:18.470	12	2	1:46.742	22.888	34.467	49.387	243.3	21:25.396		
<b>35</b>	Norma Honda CN2 1.Ranieri RANDACCIO							<b>52</b>	EMOTION MOTORSPORT Wolf GB08 1."PACO" CN2 2.Davide AMADUZZI								
	1	1	1:52.246	26.408	35.425	50.413			1:52.246	13	2	1:47.111	22.910	34.754	49.447	243.3	23:12.507
	2	1	1:47.826	22.821	35.107	49.898	246.1		3:40.072	14	2	1:48.246	24.009	34.819	49.418	242.8	25:00.753
	3	1	<b>1:46.701</b>	22.751	34.655	<b>49.295</b>	245.0		5:26.773	15	2	1:47.982	22.938	34.921	50.123	243.9	26:48.735
	4	1	1:47.084	22.666	34.677	49.741	247.3		7:13.857								
	5	1	1:47.686	22.761	34.562	50.363	246.1		9:01.543								
	6	1	1:46.844	22.708	34.603	49.533	246.1		10:48.387								
	7	1	1:47.182	22.857	<b>34.353</b>	49.972	245.0		12:35.569								
	8	1	1:47.279	22.857	34.715	49.707	244.4		14:22.848								
	9	1	1:47.000	22.682	34.677	49.641	243.9		16:09.848								
	10	1	1:47.811	23.150	34.792	49.869	244.4		17:57.659								
	11	1	1:46.920	22.659	34.433	49.828	245.0		19:44.579								
	12	1	1:47.202	22.849	34.394	49.959	245.0		21:31.781								
	13	1	1:47.716	22.641	34.882	50.193	244.4		23:19.497								
14	1	1:49.319	22.866	36.291	50.162	243.9	25:08.816										
15	1	1:47.484	<b>22.635</b>	34.749	50.100	245.6	26:56.300										



# Master Tricolore Prototipi

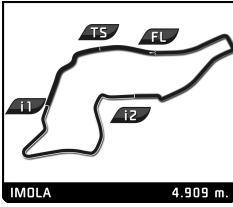
## Gruppo Peroni Race 11-12.07.2020

### Race 2

## Sector Analysis

— Invalidated Lap    ■ Personal Best    ■ Session Best    B Crossing the finish line in the pit lane

Lap	D	Time	Sector 1	Sector 2	Sector 3	T.Spd	Elapsed	Lap	D	Time	Sector 1	Sector 2	Sector 3	T.Spd	Elapsed
		<b>55</b>	CMS RACING CARS		Norma M20 FC										
			1.Walter MARGELLI		CN2										
1	1	1:45.785	23.293	33.837	48.655		1:45.785								
2	1	<b>1:44.747</b>	<b>22.197</b>	34.010	<b>48.540</b>	242.8	3:30.532								
3	1	1:45.042	22.238	33.972	48.832	243.9	5:15.574								
4	1	1:44.775	22.443	<b>33.614</b>	48.718	244.4	7:00.349								
5	1	1:45.058	22.485	33.815	48.758	246.1	8:45.407								
6	1	1:45.377	22.421	34.007	48.949	244.4	10:30.784								
7	1	1:46.103	22.424	34.135	49.544	243.9	12:16.887								
8	1	1:45.785	22.589	33.993	49.203	243.9	14:02.672								
9	1	1:45.638	22.544	34.204	48.890	243.3	15:48.310								
10	1	1:45.478	22.633	34.022	48.823	244.4	17:33.788								
11	1	1:46.113	22.423	34.597	49.093	245.0	19:19.901								
12	1	1:47.631	23.050	34.662	49.919	243.9	21:07.532								
13	1	1:49.166	22.965	35.653	50.548	241.1	22:56.698								
14	1	1:47.446	22.945	34.606	49.895	241.6	24:44.144								
15	1	1:47.893	22.839	34.706	50.348	244.4	26:32.037								

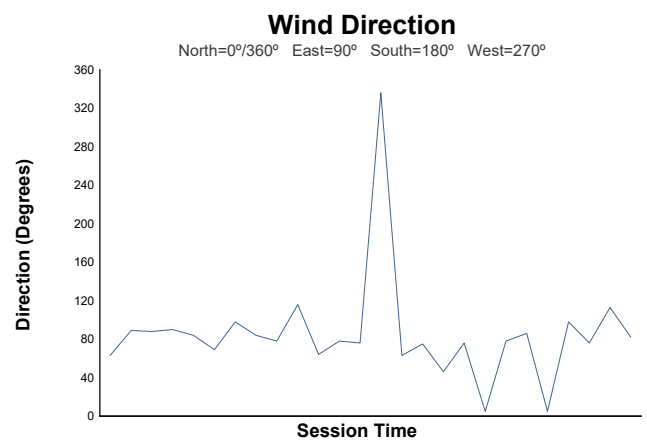
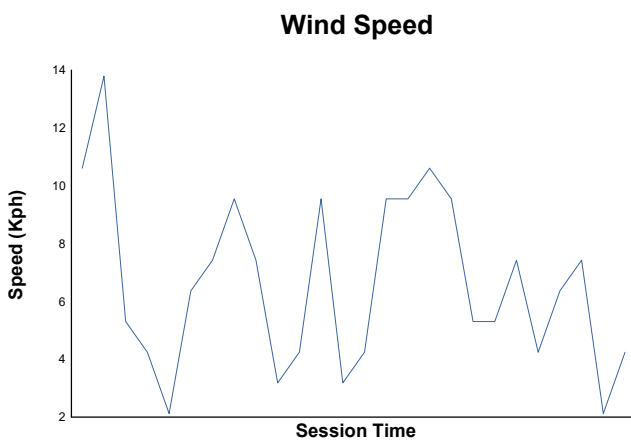
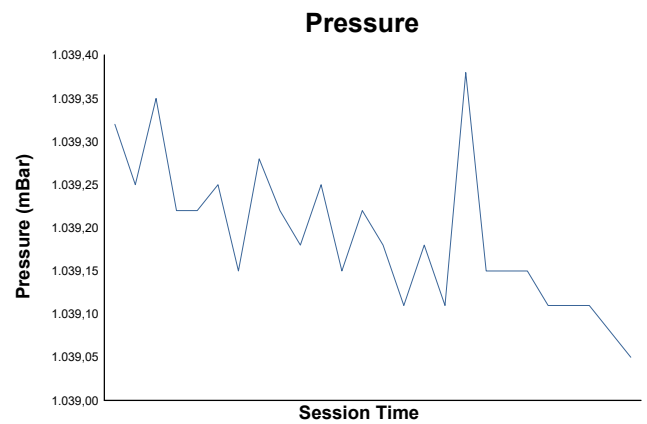
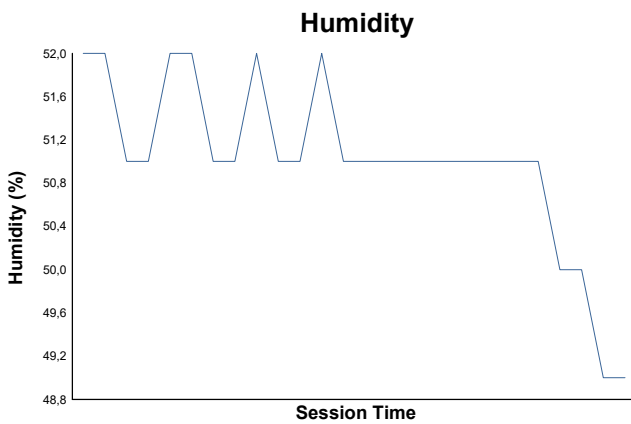
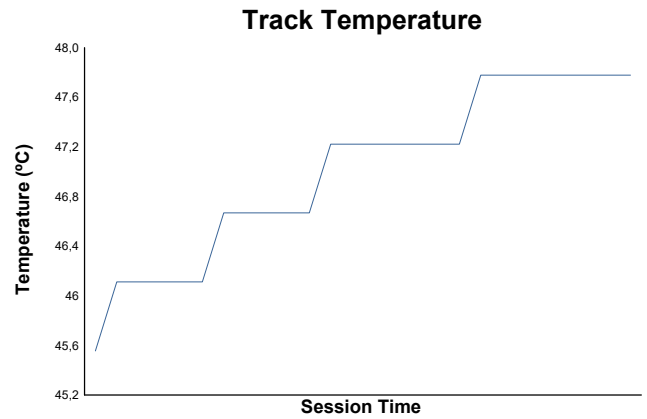
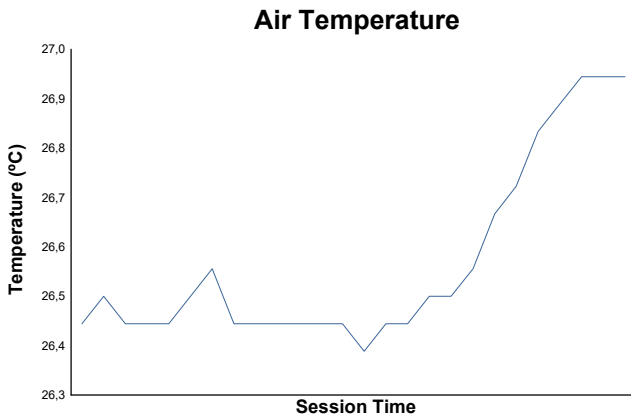


# Gruppo Peroni Race 11-12.07.2020

## Master Tricolore Prototipi

### Race 2

## Weather Report



Track Status: **DRY**